

TV CONVERTER BOX COUPON PROGRAM WEEKLY STATUS UPDATE



Wednesday, May 20, 2009- 4:00PM EDT*

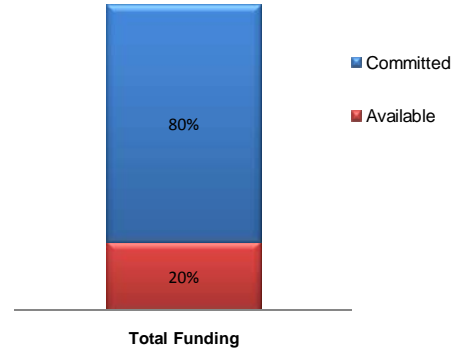
| | |
|-----------------------------------|------------------|
| Households Approved | 31,420,564 |
| Coupons Requested | 58,167,402 |
| Coupons Mailed | 57,457,356 |
| Coupons Expired | 21,536,918 |
| Coupons Redeemed | 29,369,525 |
| Coupons Active | 6,550,913 |
| Total Funds Committed* | \$ 1,455,242,852 |
| Total Funds Available* | \$ 374,757,148 |
| Funds Settled* | \$ 1,157,791,059 |
| Average Daily Orders** | 114,955 |
| Average Daily Orders Last 30 Days | 65,224 |
| Average Daily Orders Last Week | 71,887 |
| Redemption Rate | 55.6% |
| Retailers/Locations | 2,087/30,967 |
| Phone/Online Retailers | 9 / 29 |
| Converters/Pass-through | 191/ 113 |

+Data thru 05/19/09 @ 6pm EDT

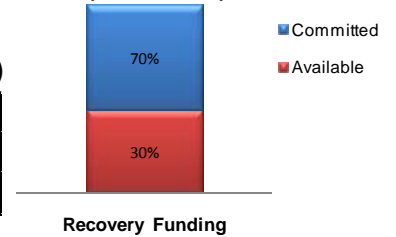
*Includes ARRA Funds

**Inception To Date

Total Coupon Funding (\$1.83 Billion)



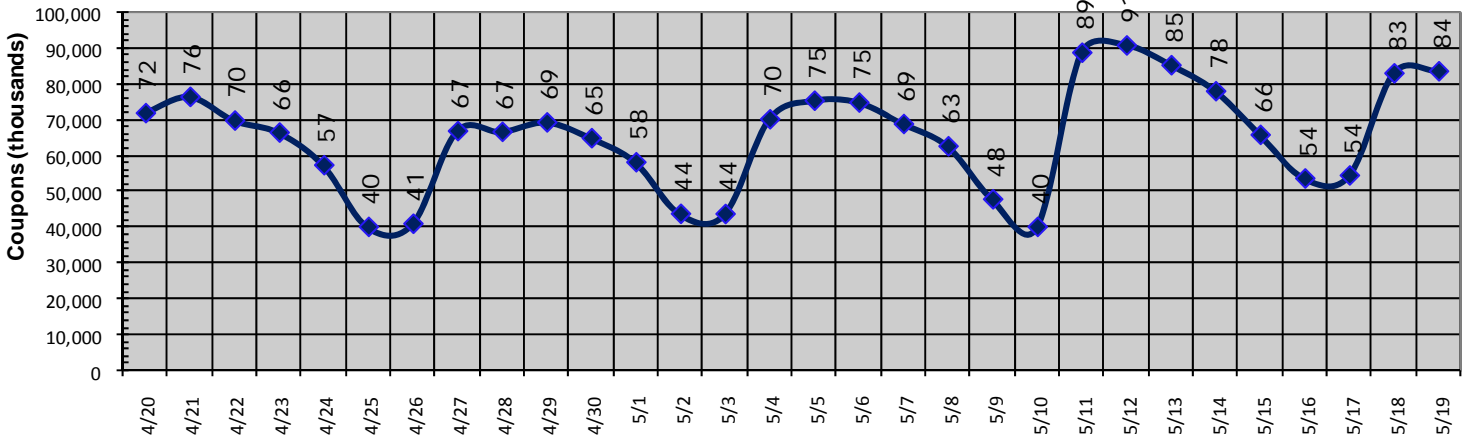
Recovery Act Funding (\$490 Million)



American Recovery and Reinvestment Act (ARRA)

| | |
|--------------------------|-----------------------|
| Recovery Funds Available | \$ 144,561,556 |
| Recovery Funds Committed | \$ 345,438,444 |
| Recovery Total | \$ 490,000,000 |

COUPON REQUESTS: LAST 30 DAYS



COUPON REDEMPTIONS: LAST 30 DAYS

