

**TV CONVERTER BOX COUPON PROGRAM
WEEKLY STATUS UPDATE**



Wednesday, October 7, 2009

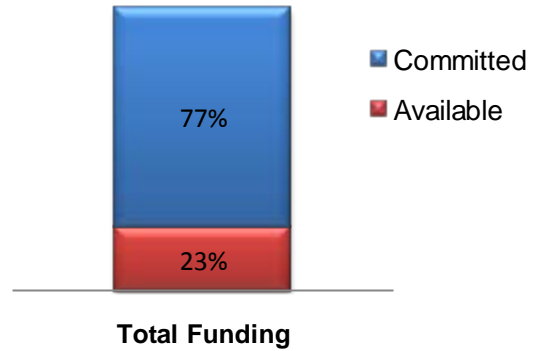
Households Approved - Final	34,761,546
Coupons Requested - Final	64,105,127
Coupons Mailed - Final	64,105,127
Coupons Expired	28,426,766
Coupons Redeemed	34,763,795
Coupons Active	914,566
Total Funds Committed*	\$ 1,407,534,400
Total Funds Available*	\$ 422,465,600
Funds Settled*	\$ 1,386,119,423
Average Daily Orders - Final**	108,653
Redemption Rate	54.6%
Retailers/Locations	1,347/26,116
Phone/Online Retailers	6/19
Converters/Pass-through	191/ 113

+Data thru 10/06/09 @ 6pm EDT

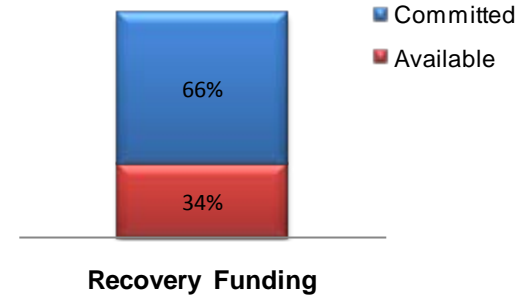
*Includes ARRA Funds

**Inception through 8/12/09

**Total Coupon Funding
(\$1.83 Billion)**



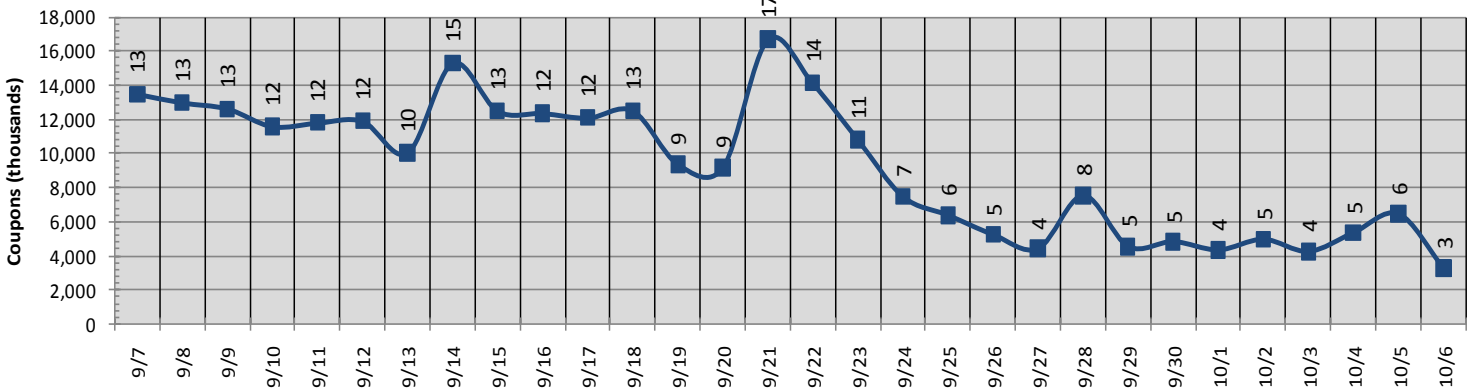
**Recovery Act Funding
(\$490 Million)**



American Recovery and Reinvestment Act (ARRA)

Recovery Funds Available	\$ 165,671,965
Recovery Funds Committed	\$ 324,328,035
Recovery Total	\$ 490,000,000

COUPON REDEMPTIONS: LAST 30 DAYS



TV CONVERTER BOX COUPON PROGRAM
WEEKLY REDEMPTIONS REPORT *
Wednesday, October 07, 2009

*Data thru 10/06/09

- Red Boxes indicate complete data.
- Blue boxes indicate minimum values.
- These may rise based on future redemptions.



Redemptions by Expiration Date

Coupons Issued Date - Week Ending	Coupons Expiring - Week Ending	Total Coupons Issued	Total Redemptions	Total Coupons Reported Expired / Lost / Stolen	Percent of Total Coupons Redeemed by Days From Issue Date				Cumulative Redemption Rate
					0-30	31-60	61-90	Total %	
2/23/2008	5/23/2008	220,809	103,780	117,029	16.6%	10.7%	19.8%	47.0%	
3/1/2008	5/30/2008	619,157	246,639	372,518	13.2%	8.7%	18.0%	39.8%	
3/8/2008	6/6/2008	480,005	167,126	312,879	10.8%	7.4%	16.6%	34.8%	
3/15/2008	6/13/2008	479,981	197,910	282,071	13.1%	9.0%	19.2%	41.2%	
3/22/2008	6/20/2008	859,979	388,139	471,840	13.2%	10.9%	21.1%	45.1%	
3/29/2008	6/27/2008	1,289,878	602,388	687,490	13.3%	12.1%	21.2%	46.7%	
4/5/2008	7/4/2008	1,059,711	491,319	568,392	12.6%	11.2%	22.6%	46.4%	
4/12/2008	7/11/2008	1,031,076	482,232	548,844	13.2%	11.2%	22.5%	46.8%	
4/19/2008	7/18/2008	1,295,724	677,960	617,764	15.4%	13.2%	23.8%	52.3%	
4/26/2008	7/25/2008	1,247,132	667,660	579,472	15.5%	13.9%	24.2%	53.5%	
5/3/2008	8/1/2008	2,010,999	1,045,034	965,965	12.4%	14.8%	24.8%	52.0%	
5/10/2008	8/8/2008	1,910,421	932,794	974,904	10.4%	14.1%	24.4%	48.8%	
5/17/2008	8/15/2008	806,777	425,123	380,733	13.1%	14.6%	25.1%	52.7%	
5/24/2008	8/22/2008	449,789	243,691	205,748	14.6%	15.1%	24.4%	54.2%	
5/31/2008	8/29/2008	749,692	414,455	334,055	15.8%	15.2%	24.3%	55.3%	
6/7/2008	9/5/2008	749,949	393,073	355,322	15.2%	13.6%	23.6%	52.4%	
6/14/2008	9/12/2008	749,973	408,575	340,044	15.4%	15.1%	24.0%	54.5%	
6/21/2008	9/19/2008	732,575	408,526	322,992	16.1%	16.1%	23.6%	55.8%	
6/28/2008	9/26/2008	729,931	406,404	322,307	16.6%	16.3%	22.8%	55.7%	
7/5/2008	10/3/2008	749,994	410,085	338,393	15.7%	16.2%	22.8%	54.7%	
7/12/2008	10/10/2008	749,994	410,440	337,754	16.0%	15.7%	23.0%	54.7%	
7/19/2008	10/17/2008	749,998	418,969	329,156	17.3%	15.2%	23.4%	55.9%	
7/26/2008	10/24/2008	749,994	428,020	320,090	19.0%	14.7%	23.4%	57.1%	
8/2/2008	10/31/2008	749,877	427,196	320,831	19.2%	14.5%	23.3%	57.0%	
8/9/2008	11/7/2008	849,994	471,225	376,362	19.1%	13.5%	22.8%	55.4%	
8/16/2008	11/14/2008	699,996	403,256	295,025	19.3%	14.3%	24.0%	57.6%	
8/23/2008	11/21/2008	749,999	441,311	306,732	19.9%	14.8%	24.1%	58.8%	
8/30/2008	11/28/2008	749,998	440,075	307,954	19.4%	15.7%	23.5%	58.7%	
9/6/2008	12/5/2008	849,996	474,678	373,205	17.9%	14.3%	23.7%	55.8%	
9/13/2008	12/12/2008	711,415	415,357	294,310	19.4%	14.7%	24.3%	58.4%	
9/20/2008	12/19/2008	749,998	454,061	294,636	20.3%	15.7%	24.6%	60.5%	
9/27/2008	12/26/2008	749,996	446,654	301,821	20.9%	15.4%	23.3%	59.6%	
10/4/2008	1/2/2009	799,996	478,389	320,045	20.9%	15.7%	23.2%	59.8%	
10/11/2008	1/9/2009	874,994	540,863	332,700	21.2%	16.7%	23.9%	61.8%	
10/18/2008	1/16/2009	875,000	556,815	316,695	21.1%	17.2%	25.3%	63.6%	
10/25/2008	1/23/2009	874,998	563,741	309,826	21.3%	17.5%	25.7%	64.4%	
11/1/2008	1/30/2009	873,663	568,011	304,136	22.4%	17.1%	25.6%	65.0%	
11/8/2008	2/6/2009	890,984	569,522	320,698	22.3%	16.8%	24.7%	63.9%	
11/15/2008	2/13/2009	868,419	562,712	305,012	22.9%	19.2%	22.7%	64.8%	
11/22/2008	2/20/2009	1,000,000	665,452	333,358	23.9%	20.6%	22.0%	66.5%	
11/29/2008	2/27/2009	1,357,839	897,556	458,660	22.9%	23.4%	19.8%	66.1%	
12/6/2008	3/6/2009	802,917	504,490	297,339	23.3%	22.7%	16.9%	62.8%	
12/13/2008	3/13/2009	1,502,468	943,584	556,348	26.8%	20.7%	15.3%	62.8%	
12/20/2008	3/20/2009	1,854,998	1,146,845	705,664	26.3%	21.1%	14.4%	61.8%	
12/27/2008	3/27/2009	1,582,145	931,418	647,053	26.4%	19.6%	12.8%	58.9%	
1/3/2009	4/3/2009	1,159,188	660,106	496,459	26.3%	17.6%	13.1%	56.9%	
1/10/2009	4/10/2009	1,499,992	824,963	671,746	27.5%	14.0%	13.4%	55.0%	
1/17/2009	4/17/2009	1,949,987	1,018,169	928,742	24.1%	12.4%	15.7%	52.2%	
1/24/2009	4/24/2009	523,513	269,249	253,407	25.7%	9.5%	16.2%	51.4%	
1/31/2009	5/1/2009	688,704	342,130	345,667	23.6%	8.5%	17.6%	49.7%	

**TV CONVERTER BOX COUPON PROGRAM
WEEKLY REDEMPTIONS REPORT ***
Wednesday, October 07, 2009

*Data thru 10/06/09

- Red Boxes indicate complete data.
- Blue boxes indicate minimum values.
These may rise based on future redemptions.



Redemptions by Expiration Date Continued

Coupons Issued Date - Week Ending	Coupons Expiring - Week Ending	Total Coupons Issued	Total Redemptions	Total Coupons Reported Expired / Lost / Stolen	Percent of Total Coupons Redeemed by Days From Issue Date				Cumulative Redemption Rate
					0-30	31-60	61-90	Total %	
2/7/2009	5/8/2009	413,760	187,842	225,431	20.4%	8.1%	16.9%	45.4%	
2/14/2009	5/15/2009	312,450	138,280	173,861	16.7%	8.7%	18.9%	44.3%	
2/21/2009	5/22/2009	446,224	193,225	252,248	13.9%	10.4%	19.0%	43.3%	
2/28/2009	5/29/2009	308,475	134,737	171,297	14.9%	10.3%	18.5%	43.7%	
3/7/2009	6/5/2009	484,182	209,854	263,247	16.6%	8.7%	18.1%	43.3%	
3/14/2009	6/12/2009	1,617,647	776,052	808,348	17.3%	9.6%	21.1%	48.0%	
3/21/2009	6/19/2009	1,899,971	935,435	922,577	16.6%	9.8%	22.8%	49.2%	
3/28/2009	6/26/2009	1,374,714	729,394	616,742	21.9%	10.9%	20.3%	53.1%	
4/4/2009	7/3/2009	424,732	234,637	182,615	25.1%	12.4%	17.8%	55.2%	
4/11/2009	7/10/2009	534,790	307,662	217,057	27.2%	14.9%	15.4%	57.5%	
4/18/2009	7/17/2009	429,074	250,352	171,584	28.9%	19.1%	10.4%	58.3%	
4/25/2009	7/24/2009	417,700	243,994	169,222	30.1%	19.4%	8.8%	58.4%	
5/2/2009	7/31/2009	492,710	290,973	191,978	31.8%	18.4%	8.9%	59.1%	
5/9/2009	8/7/2009	406,809	229,709	169,639	33.8%	14.9%	7.9%	56.5%	
5/16/2009	8/14/2009	433,157	246,445	179,744	40.8%	8.7%	7.4%	56.9%	
5/23/2009	8/21/2009	483,699	275,247	206,059	43.5%	6.3%	7.1%	56.9%	
5/30/2009	8/28/2009	512,534	289,772	222,712	43.9%	5.8%	6.8%	56.5%	
6/6/2009	9/4/2009	520,803	286,816	233,963	43.2%	5.5%	6.4%	55.1%	
6/13/2009	9/11/2009	670,070	353,826	316,215	40.1%	5.8%	7.0%	52.8%	
6/20/2009	9/18/2009	1,105,418	515,240	590,122	32.6%	5.8%	8.1%	46.6%	
6/27/2009	9/25/2009	1,377,947	652,562	725,332	32.8%	6.3%	8.2%	47.4%	
7/4/2009	10/2/2009	509,080	252,094	256,967	36.0%	5.8%	7.7%	49.5%	54.6%
7/11/2009	10/9/2009	280,360	133,156	59,138	36.0%	5.6%	5.8%	47.5%	
7/18/2009	10/16/2009	304,312	139,682	-	36.8%	5.9%	3.2%	45.9%	
7/25/2009	10/23/2009	270,995	115,309	4	34.2%	6.0%	2.3%	42.6%	
8/1/2009	10/30/2009	246,815	99,285	2	32.6%	6.3%	1.3%	40.2%	
8/8/2009	11/6/2009	307,782	101,233	60	27.0%	5.7%	0.2%	32.9%	
8/15/2009	11/13/2009	204,110	47,169	114	18.3%	4.8%	0.0%	23.1%	

PUBLIC INFORMATION

TV CONVERTER BOX COUPON PROGRAM
 WEEKLY REDEMPTIONS REPORT *
Wednesday, October 07, 2009
 *Data thru 10/06/09



- Red Boxes indicate complete data.
 - Blue boxes indicate minimum values.
- These may rise based on future redemptions.

OTA Redemptions by Expiration Date

Coupons Issued Date - Week Ending	Coupons Expiring - Week Ending	Number of OTA-Reliant Households	OTA-Reliant Coupons Issued	OTA-Reliant Redemptions	OTA-Reliant Coupons Reported Lost / Stolen / Expired	Percent of OTA Coupons Redeemed by Days From Issue Date	Cumulative Redemption Rate
						Total %	Total%
2/23/2008	5/23/2008	52,581	101,806	60,439	41,367	59.4%	
3/1/2008	5/30/2008	156,450	294,302	149,541	144,761	50.8%	
3/8/2008	6/6/2008	117,261	225,034	103,222	121,812	45.9%	
3/15/2008	6/13/2008	116,280	222,917	119,009	103,908	53.4%	
3/22/2008	6/20/2008	215,461	411,505	228,195	183,310	55.5%	
3/29/2008	6/27/2008	324,759	617,221	338,183	279,038	54.8%	
4/5/2008	7/4/2008	261,637	495,734	264,159	231,575	53.3%	
4/12/2008	7/11/2008	251,227	476,352	264,330	212,022	55.5%	
4/19/2008	7/18/2008	335,418	633,544	371,393	262,151	58.6%	
4/26/2008	7/25/2008	330,684	623,020	367,557	255,463	59.0%	
5/3/2008	8/1/2008	552,234	1,041,495	587,346	454,149	56.4%	
5/10/2008	8/8/2008	523,515	988,411	521,316	465,677	52.7%	
5/17/2008	8/15/2008	222,096	418,983	236,343	182,169	56.4%	
5/24/2008	8/22/2008	128,602	242,520	139,545	102,782	57.5%	
5/31/2008	8/29/2008	210,109	396,620	232,087	163,923	58.5%	
6/7/2008	9/5/2008	210,639	398,074	218,983	178,275	55.0%	
6/14/2008	9/12/2008	211,847	400,744	229,053	170,985	57.2%	
6/21/2008	9/19/2008	208,827	394,973	229,343	165,009	58.1%	
6/28/2008	9/26/2008	205,836	389,384	224,977	163,802	57.8%	
7/5/2008	10/3/2008	207,997	393,389	222,306	170,261	56.5%	
7/12/2008	10/10/2008	206,731	390,397	221,705	167,817	56.8%	
7/19/2008	10/17/2008	204,294	385,946	223,824	161,249	58.0%	
7/26/2008	10/24/2008	207,454	391,820	230,321	160,549	58.8%	
8/2/2008	10/31/2008	204,213	385,540	226,287	158,292	58.7%	
8/9/2008	11/7/2008	234,812	443,716	252,821	189,497	57.0%	
8/16/2008	11/14/2008	200,374	377,556	222,711	153,833	59.0%	
8/23/2008	11/21/2008	222,772	417,864	250,072	166,590	59.8%	
8/30/2008	11/28/2008	222,117	416,274	249,164	165,872	59.9%	
9/6/2008	12/5/2008	247,309	463,490	265,561	196,634	57.3%	
9/13/2008	12/12/2008	211,413	397,736	237,142	159,489	59.6%	
9/20/2008	12/19/2008	225,706	423,592	261,856	160,860	61.8%	
9/27/2008	12/26/2008	226,990	426,523	259,152	166,334	60.8%	
10/4/2008	1/2/2009	237,293	445,646	271,568	173,079	60.9%	
10/11/2008	1/9/2009	265,194	496,440	312,482	182,997	62.9%	
10/18/2008	1/16/2009	262,954	492,533	318,524	172,998	64.7%	
10/25/2008	1/23/2009	259,341	487,642	319,228	167,525	65.5%	
11/1/2008	1/30/2009	245,491	460,374	305,404	154,145	66.3%	
11/8/2008	2/6/2009	244,629	459,382	299,449	159,538	65.2%	
11/15/2008	2/13/2009	235,681	442,113	291,973	149,791	66.0%	
11/22/2008	2/20/2009	298,815	565,229	385,386	178,910	68.2%	
11/29/2008	2/27/2009	396,286	748,887	507,477	240,190	67.8%	
12/6/2008	3/6/2009	221,507	416,265	267,191	148,410	64.2%	
12/13/2008	3/13/2009	421,505	795,524	511,922	282,186	64.4%	
12/20/2008	3/20/2009	508,959	960,006	607,008	351,590	63.2%	
12/27/2008	3/27/2009	447,238	844,180	505,031	336,689	59.8%	
1/3/2009	4/3/2009	328,203	617,512	358,198	257,602	58.0%	
1/10/2009	4/10/2009	414,676	779,816	437,504	340,297	56.1%	
1/17/2009	4/17/2009	519,928	984,189	525,841	456,387	53.4%	
1/24/2009	4/24/2009	176,473	334,045	173,016	160,333	51.8%	
1/31/2009	5/1/2009	183,366	341,835	171,629	169,701	50.2%	

PUBLIC INFORMATION

TV CONVERTER BOX COUPON PROGRAM
WEEKLY REDEMPTIONS REPORT *

Wednesday, October 07, 2009

*Data thru 10/06/09

- Red Boxes indicate complete data.
- Blue boxes indicate minimum values.
These may rise based on future redemptions.



OTA Redemptions by Expiration Date Continued

Coupons Issued Date - Week Ending	Coupons Expiring - Week Ending	Number of OTA-Reliant Households	OTA-Reliant Coupons Issued	OTA-Reliant Redemptions	OTA-Reliant Coupons Reported Lost / Stolen / Expired	Percent of OTA Coupons Redeemed by Days From Issue Date	Cumulative Redemption Rate
						Total %	Total%
1/10/2009	4/10/2009	414,676	779,816	437,504	340,297	56.1%	
1/17/2009	4/17/2009	519,928	984,189	525,841	456,387	53.4%	
1/24/2009	4/24/2009	176,473	334,045	173,016	160,333	51.8%	
1/31/2009	5/1/2009	183,366	341,835	171,629	169,701	50.2%	
2/7/2009	5/8/2009	144,183	267,310	122,503	144,437	45.8%	
2/14/2009	5/15/2009	73,078	136,576	60,858	75,578	44.6%	
2/21/2009	5/22/2009	84,732	156,311	68,274	87,769	43.7%	
2/28/2009	5/29/2009	84,246	154,345	67,897	85,001	44.0%	
3/7/2009	6/5/2009	137,055	252,403	110,926	134,899	43.9%	
3/14/2009	6/12/2009	853,005	1,560,082	749,943	778,188	48.1%	
3/21/2009	6/19/2009	50,019	90,644	46,954	41,978	51.8%	
3/28/2009	6/26/2009	363,624	669,374	356,128	301,376	53.2%	
4/4/2009	7/3/2009	112,874	206,578	115,700	87,122	56.0%	
4/11/2009	7/10/2009	144,374	265,474	153,830	106,632	57.9%	
4/18/2009	7/17/2009	111,280	204,829	119,936	81,800	58.6%	
4/25/2009	7/24/2009	107,755	199,444	117,285	80,230	58.8%	
5/2/2009	7/31/2009	128,147	235,560	139,543	91,768	59.2%	
5/9/2009	8/7/2009	106,246	197,455	112,427	81,563	56.9%	
5/16/2009	8/14/2009	114,124	209,659	120,222	86,238	57.3%	
5/23/2009	8/21/2009	128,993	235,346	135,348	98,914	57.5%	
5/30/2009	8/28/2009	138,543	253,698	144,216	109,454	56.8%	
6/6/2009	9/4/2009	144,138	264,115	146,810	117,289	55.6%	
6/13/2009	9/11/2009	188,741	347,749	185,873	161,856	53.5%	
6/20/2009	9/18/2009	325,871	597,328	282,744	314,555	47.3%	
6/27/2009	9/25/2009	391,494	711,500	338,017	373,464	47.5%	
7/4/2009	10/2/2009	160,888	292,935	143,691	149,232	49.1%	57.1%
7/11/2009	10/9/2009	90,724	164,379	76,907	35,336	46.8%	
7/18/2009	10/16/2009	92,934	168,551	76,691	-	45.5%	
7/25/2009	10/23/2009	81,075	148,371	62,484	2	42.1%	
8/1/2009	10/30/2009	73,056	132,120	53,465	2	40.5%	
8/8/2009	11/6/2009	83,997	152,678	51,728	52	33.9%	
8/15/2009	11/13/2009	53,767	98,576	23,993	114	24.3%	

TV CONVERTER BOX COUPON PROGRAM
 WEEKLY REDEMPTIONS REPORT *
Wednesday, October 07, 2009
 *Data thru 10/06/09



- **Red Boxes indicate complete data.**
 - **Blue boxes indicate minimum values.**
- These may rise based on future redemptions.

Non OTA Redemptions by Expiration

Coupons Issued Date - Week Ending	Coupons Expiring - Week Ending	Non OTA-Reliant Coupons Issued	Non OTA-Reliant Redemptions	Non OTA-Reliant Coupons Reported Lost / Stolen / Expired	Percent of Non OTA Coupons Redeemed by Days From Issue Date	Cumulative Redemption Rate
					Total %	Total%
2/23/2008	5/23/2008	119,003	43,341	75,662	36.4%	
3/1/2008	5/30/2008	324,855	97,098	227,757	29.9%	
3/8/2008	6/6/2008	254,971	63,904	191,067	25.1%	
3/15/2008	6/13/2008	257,064	78,901	178,163	30.7%	
3/22/2008	6/20/2008	448,474	159,944	288,530	35.7%	
3/29/2008	6/27/2008	672,657	264,205	408,452	39.3%	
4/5/2008	7/4/2008	563,977	227,160	336,817	40.3%	
4/12/2008	7/11/2008	554,724	217,902	336,822	39.3%	
4/19/2008	7/18/2008	662,180	306,567	355,613	46.3%	
4/26/2008	7/25/2008	624,112	300,103	324,009	48.1%	
5/3/2008	8/1/2008	969,504	457,688	511,816	47.2%	
5/10/2008	8/8/2008	922,010	411,478	509,227	44.6%	
5/17/2008	8/15/2008	387,794	188,780	198,564	48.7%	
5/24/2008	8/22/2008	207,269	104,146	102,966	50.2%	
5/31/2008	8/29/2008	353,072	182,368	170,132	51.7%	
6/7/2008	9/5/2008	351,875	174,090	177,047	49.5%	
6/14/2008	9/12/2008	349,229	179,522	169,059	51.4%	
6/21/2008	9/19/2008	337,602	179,183	157,983	53.1%	
6/28/2008	9/26/2008	340,547	181,427	158,505	53.3%	
7/5/2008	10/3/2008	356,605	187,779	168,132	52.7%	
7/12/2008	10/10/2008	359,597	188,735	169,937	52.5%	
7/19/2008	10/17/2008	364,052	195,145	167,907	53.6%	
7/26/2008	10/24/2008	358,174	197,699	159,541	55.2%	
8/2/2008	10/31/2008	364,337	200,909	162,539	55.1%	
8/9/2008	11/7/2008	406,278	218,404	186,865	53.8%	
8/16/2008	11/14/2008	322,440	180,545	141,192	56.0%	
8/23/2008	11/21/2008	332,135	191,239	140,142	57.6%	
8/30/2008	11/28/2008	333,724	190,911	142,082	57.2%	
9/6/2008	12/5/2008	386,506	209,117	176,571	54.1%	
9/13/2008	12/12/2008	313,679	178,215	134,821	56.8%	
9/20/2008	12/19/2008	326,406	192,205	133,776	58.9%	
9/27/2008	12/26/2008	323,473	187,502	135,487	58.0%	
10/4/2008	1/2/2009	354,350	206,821	146,966	58.4%	
10/11/2008	1/9/2009	378,554	228,381	149,703	60.3%	
10/18/2008	1/16/2009	382,467	238,291	143,697	62.3%	
10/25/2008	1/23/2009	387,356	244,513	142,301	63.1%	
11/1/2008	1/30/2009	413,289	262,607	149,991	63.5%	
11/8/2008	2/6/2009	431,602	270,073	161,160	62.6%	
11/15/2008	2/13/2009	426,306	270,739	155,221	63.5%	
11/22/2008	2/20/2009	434,771	280,066	154,448	64.4%	
11/29/2008	2/27/2009	608,952	390,079	218,470	64.1%	
12/6/2008	3/6/2009	386,652	237,299	148,929	61.4%	
12/13/2008	3/13/2009	706,944	431,662	274,162	61.1%	
12/20/2008	3/20/2009	894,992	539,837	354,074	60.3%	
12/27/2008	3/27/2009	737,965	426,387	310,364	57.8%	
1/3/2009	4/3/2009	541,676	301,908	238,857	55.7%	
1/10/2009	4/10/2009	720,176	387,459	331,449	53.8%	
1/17/2009	4/17/2009	965,798	492,328	472,355	51.0%	
1/24/2009	4/24/2009	189,468	96,233	93,074	50.8%	
1/31/2009	5/1/2009	346,869	170,501	175,966	49.2%	

TV CONVERTER BOX COUPON PROGRAM
 WEEKLY REDEMPTIONS REPORT *
Wednesday, October 07, 2009
 *Data thru 10/06/09



- **Red Boxes indicate complete data.**
- **Blue boxes indicate minimum values.**
 These may rise based on future redemptions.

Non OTA Redemptions by Expiration Date Continued

Coupons Issued Date - Week Ending	Coupons Expiring - Week Ending	Non OTA-Reliant Coupons Issued	Non OTA-Reliant Redemptions	Non OTA-Reliant Coupons Reported Lost / Stolen / Expired	Percent of Non OTA Coupons Redeemed by Days From Issue Date	Cumulative Redemption Rate
					Total %	Total%
2/7/2009	5/8/2009	146,450	65,339	80,994	44.6%	
2/14/2009	5/15/2009	175,874	77,422	98,283	44.0%	
2/21/2009	5/22/2009	289,913	124,951	164,479	43.1%	
2/28/2009	5/29/2009	154,130	66,840	86,296	43.4%	
3/7/2009	6/5/2009	231,779	98,928	128,348	42.7%	
3/14/2009	6/12/2009	57,565	26,109	30,160	45.4%	
3/21/2009	6/19/2009	1,809,327	888,481	880,599	49.1%	
3/28/2009	6/26/2009	705,340	373,266	315,366	52.9%	
4/4/2009	7/3/2009	218,154	118,937	95,493	54.5%	
4/11/2009	7/10/2009	269,316	153,832	110,425	57.1%	
4/18/2009	7/17/2009	224,245	130,416	89,784	58.2%	
4/25/2010	7/24/2009	218,256	126,709	88,992	58.1%	
5/2/2009	7/31/2009	257,150	151,430	100,210	58.9%	
5/9/2009	8/7/2009	209,354	117,282	88,076	56.0%	
5/16/2009	8/14/2009	223,498	126,223	93,506	56.5%	
5/23/2009	8/21/2009	248,353	139,899	107,145	56.3%	
5/30/2009	8/28/2009	258,836	145,556	113,258	56.2%	
6/6/2009	9/4/2009	256,688	140,006	116,674	54.5%	
6/13/2009	9/11/2009	322,321	167,953	154,359	52.1%	
6/20/2009	9/18/2009	508,090	232,496	275,567	45.8%	
6/27/2009	9/25/2009	666,447	314,545	351,868	47.2%	
7/4/2009	10/2/2009	216,145	108,403	107,735	50.2%	52.0%
7/11/2009	10/9/2009	115,981	56,249	23,802	48.5%	
7/18/2009	10/16/2009	135,761	62,991	-	46.4%	
7/25/2006	10/23/2009	122,624	52,825	2	43.1%	
8/1/2009	10/30/2009	114,695	45,820	-	39.9%	
8/8/2009	11/6/2009	155,104	49,505	8	31.9%	
8/15/2009	11/13/2009	105,534	23,176	-	22.0%	