

TV CONVERTER BOX COUPON PROGRAM WEEKLY STATUS UPDATE



Wednesday, May 13, 2009- 4:00PM EDT*

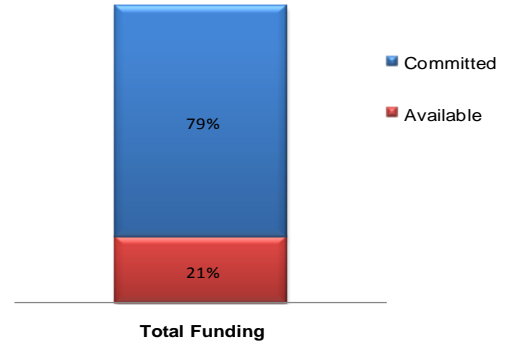
| | |
|-----------------------------------|------------------|
| Households Approved | 31,147,431 |
| Coupons Requested | 57,664,191 |
| Coupons Mailed | 57,017,569 |
| Coupons Expired | 21,380,048 |
| Coupons Redeemed | 29,019,754 |
| Coupons Active | 6,617,767 |
| Total Funds Committed* | \$ 1,441,457,028 |
| Total Funds Available* | \$ 388,542,972 |
| Funds Settled* | \$ 1,142,649,379 |
| Average Daily Orders** | 115,560 |
| Average Daily Orders Last 30 Days | 63,611 |
| Average Daily Orders Last Week | 67,597 |
| Redemption Rate | 55.7% |
| Retailers/Locations | 2,067/31,045 |
| Phone/Online Retailers | 9 / 29 |
| Converters/Pass-through | 191/ 113 |

*Data thru 05/12/09 @ 6pm EDT

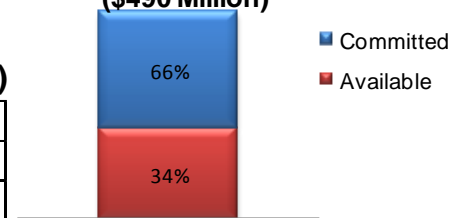
*Includes ARRA Funds

**Inception To Date

Total Coupon Funding (\$1.83 Billion)



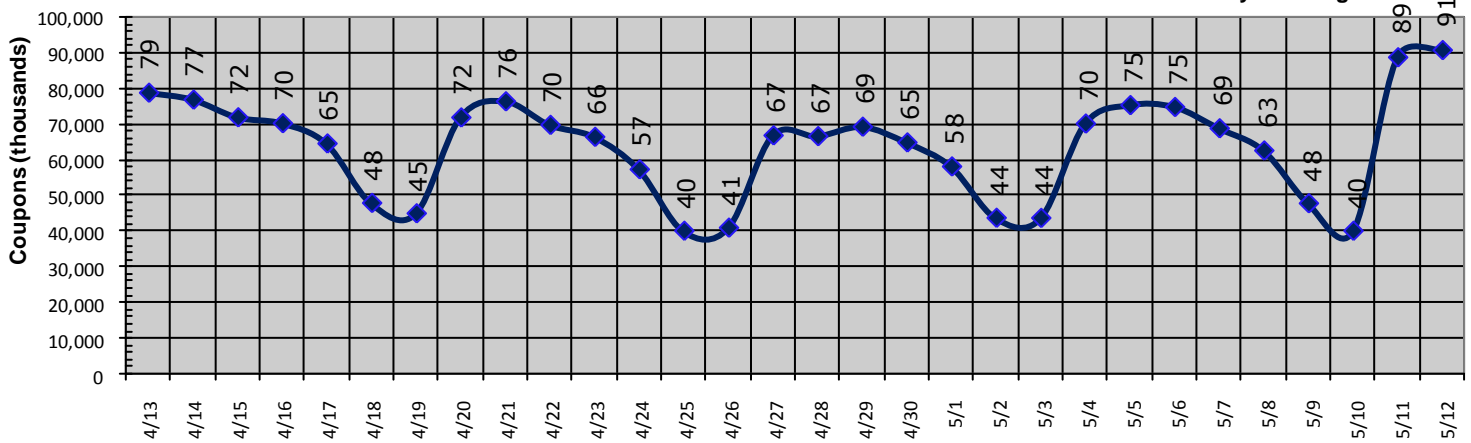
Recovery Act Funding (\$490 Million)



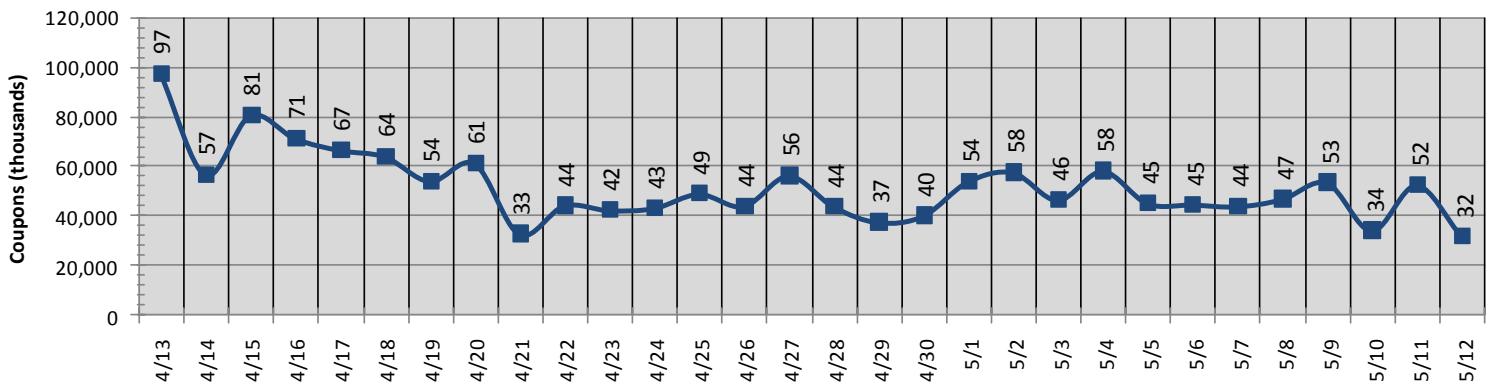
American Recovery and Reinvestment Act (ARRA)

| | |
|--------------------------|-----------------------|
| Recovery Funds Available | \$ 164,674,324 |
| Recovery Funds Committed | \$ 325,325,676 |
| Recovery Total | \$ 490,000,000 |

COUPON REQUESTS: LAST 30 DAYS



COUPON REDEMPTIONS: LAST 30 DAYS



PUBLIC INFORMATION

TV CONVERTER BOX COUPON PROGRAM

WEEKLY REDEMPTIONS REPORT *

Wednesday, May 13, 2009 – 4:00PM EDT

*Data thru 05/12/09

- Red Boxes indicate complete data.
 - Blue boxes indicate minimum values.
- These may rise based on future redemptions.



Redemptions by Expiration Date

| Coupons Issued Date - Week Ending | Coupons Expiring - Week Ending | Total Coupons Issued | Total Redemptions | Total Coupons Reported Expired / Lost / Stolen | Percent of Total Coupons Redeemed by Days From Issue Date | | | | Cumulative Redemption Rate |
|-----------------------------------|--------------------------------|----------------------|-------------------|--|---|-------|-------|---------|----------------------------|
| | | | | | 0-30 | 31-60 | 61-90 | Total % | |
| | | | | | | | | | Total% |
| 2/23/2008 | 5/23/2008 | 220,809 | 103,780 | 117,029 | 16.6% | 10.7% | 19.8% | 47.0% | |
| 3/1/2008 | 5/30/2008 | 619,157 | 246,639 | 372,518 | 13.2% | 8.7% | 18.0% | 39.8% | |
| 3/8/2008 | 6/6/2008 | 480,005 | 167,126 | 312,879 | 10.8% | 7.4% | 16.6% | 34.8% | |
| 3/15/2008 | 6/13/2008 | 479,981 | 197,910 | 282,071 | 13.1% | 9.0% | 19.2% | 41.2% | |
| 3/22/2008 | 6/20/2008 | 859,979 | 388,139 | 471,840 | 13.2% | 10.9% | 21.1% | 45.1% | |
| 3/29/2008 | 6/27/2008 | 1,289,878 | 602,388 | 687,490 | 13.3% | 12.1% | 21.2% | 46.7% | |
| 4/5/2008 | 7/4/2008 | 1,059,711 | 491,319 | 568,392 | 12.6% | 11.2% | 22.6% | 46.4% | |
| 4/12/2008 | 7/11/2008 | 1,031,076 | 482,232 | 548,844 | 13.2% | 11.2% | 22.5% | 46.8% | |
| 4/19/2008 | 7/18/2008 | 1,295,724 | 677,960 | 617,764 | 15.4% | 13.2% | 23.8% | 52.3% | |
| 4/26/2008 | 7/25/2008 | 1,247,132 | 667,660 | 579,472 | 15.5% | 13.9% | 24.2% | 53.5% | |
| 5/3/2008 | 8/1/2008 | 2,010,999 | 1,045,034 | 965,965 | 12.4% | 14.8% | 24.8% | 52.0% | |
| 5/10/2008 | 8/8/2008 | 1,910,421 | 932,794 | 974,904 | 10.4% | 14.1% | 24.4% | 48.8% | |
| 5/17/2008 | 8/15/2008 | 806,777 | 425,123 | 380,733 | 13.1% | 14.6% | 25.1% | 52.7% | |
| 5/24/2008 | 8/22/2008 | 449,789 | 243,691 | 205,748 | 14.6% | 15.1% | 24.4% | 54.2% | |
| 5/31/2008 | 8/29/2008 | 749,692 | 414,455 | 334,055 | 15.8% | 15.2% | 24.3% | 55.3% | |
| 6/7/2008 | 9/5/2008 | 749,949 | 393,073 | 355,322 | 15.2% | 13.6% | 23.6% | 52.4% | |
| 6/14/2008 | 9/12/2008 | 749,973 | 408,575 | 340,044 | 15.4% | 15.1% | 24.0% | 54.5% | |
| 6/21/2008 | 9/19/2008 | 732,575 | 408,526 | 322,992 | 16.1% | 16.1% | 23.6% | 55.8% | |
| 6/28/2008 | 9/26/2008 | 729,931 | 406,404 | 322,307 | 16.6% | 16.3% | 22.8% | 55.7% | |
| 7/5/2008 | 10/3/2008 | 749,994 | 410,085 | 338,393 | 15.7% | 16.2% | 22.8% | 54.7% | |
| 7/12/2008 | 10/10/2008 | 749,994 | 410,440 | 337,754 | 16.0% | 15.7% | 23.0% | 54.7% | |
| 7/19/2008 | 10/17/2008 | 749,998 | 418,969 | 329,156 | 17.3% | 15.2% | 23.4% | 55.9% | |
| 7/26/2008 | 10/24/2008 | 749,994 | 428,020 | 320,090 | 19.0% | 14.7% | 23.4% | 57.1% | |
| 8/2/2008 | 10/31/2008 | 749,877 | 427,196 | 320,831 | 19.2% | 14.5% | 23.3% | 57.0% | |
| 8/9/2008 | 11/7/2008 | 849,994 | 471,225 | 376,362 | 19.1% | 13.5% | 22.8% | 55.4% | |
| 8/16/2008 | 11/14/2008 | 699,996 | 403,256 | 295,025 | 19.3% | 14.3% | 24.0% | 57.6% | |
| 8/23/2008 | 11/21/2008 | 749,999 | 441,311 | 306,732 | 19.9% | 14.8% | 24.1% | 58.8% | |
| 8/30/2008 | 11/28/2008 | 749,998 | 440,075 | 307,954 | 19.4% | 15.7% | 23.5% | 58.7% | |
| 9/6/2008 | 12/5/2008 | 849,996 | 474,678 | 373,205 | 17.9% | 14.3% | 23.7% | 55.8% | |
| 9/13/2008 | 12/12/2008 | 711,415 | 415,357 | 294,310 | 19.4% | 14.7% | 24.3% | 58.4% | |
| 9/20/2008 | 12/19/2008 | 749,998 | 454,061 | 294,636 | 20.3% | 15.7% | 24.6% | 60.5% | |
| 9/27/2008 | 12/26/2008 | 749,996 | 446,654 | 301,821 | 20.9% | 15.4% | 23.3% | 59.6% | |
| 10/4/2008 | 1/2/2009 | 799,996 | 478,389 | 320,045 | 20.9% | 15.7% | 23.2% | 59.8% | |
| 10/11/2008 | 1/9/2009 | 874,994 | 540,863 | 332,700 | 21.2% | 16.7% | 23.9% | 61.8% | |
| 10/18/2008 | 1/16/2009 | 875,000 | 556,815 | 316,695 | 21.1% | 17.2% | 25.3% | 63.6% | |
| 10/25/2008 | 1/23/2009 | 874,998 | 563,741 | 309,826 | 21.3% | 17.5% | 25.7% | 64.4% | |
| 11/1/2008 | 1/30/2009 | 873,663 | 568,011 | 304,136 | 22.4% | 17.1% | 25.6% | 65.0% | |
| 11/8/2008 | 2/6/2009 | 890,984 | 569,522 | 320,698 | 22.3% | 16.8% | 24.7% | 63.9% | |
| 11/15/2008 | 2/13/2009 | 868,419 | 562,712 | 305,012 | 22.9% | 19.2% | 22.7% | 64.8% | |
| 11/22/2008 | 2/20/2009 | 1,000,000 | 665,452 | 333,358 | 23.9% | 20.6% | 22.0% | 66.5% | |
| 11/29/2008 | 2/27/2009 | 1,357,839 | 897,556 | 458,660 | 22.9% | 23.4% | 19.8% | 66.1% | |
| 12/6/2008 | 3/6/2009 | 802,917 | 504,490 | 297,339 | 23.3% | 22.7% | 16.9% | 62.8% | |
| 12/13/2008 | 3/13/2009 | 1,502,468 | 943,584 | 556,348 | 26.8% | 20.7% | 15.3% | 62.8% | |
| 12/20/2008 | 3/20/2009 | 1,854,998 | 1,146,845 | 705,664 | 26.3% | 21.1% | 14.4% | 61.8% | |
| 12/27/2008 | 3/27/2009 | 1,582,145 | 931,418 | 647,053 | 26.4% | 19.6% | 12.8% | 58.9% | |
| 1/3/2009 | 4/3/2009 | 1,159,188 | 660,106 | 496,459 | 26.3% | 17.6% | 13.1% | 56.9% | |
| 1/10/2009 | 4/10/2009 | 1,499,992 | 824,963 | 671,746 | 27.5% | 14.0% | 13.4% | 55.0% | |
| 1/17/2009 | 4/17/2009 | 1,949,987 | 1,018,169 | 928,742 | 24.1% | 12.4% | 15.7% | 52.2% | |
| 1/24/2009 | 4/24/2009 | 523,513 | 269,249 | 253,407 | 25.7% | 9.5% | 16.2% | 51.4% | |
| 1/31/2009 | 5/1/2009 | 688,704 | 342,130 | 345,667 | 23.6% | 8.5% | 17.6% | 49.7% | |
| 2/7/2009 | 5/8/2009 | 413,760 | 187,842 | 225,431 | 20.4% | 8.1% | 16.9% | 45.4% | 55.7% |
| 2/14/2009 | 5/15/2009 | 312,450 | 125,932 | 99,982 | 16.7% | 8.7% | 14.9% | 40.3% | |
| 2/21/2009 | 5/22/2009 | 446,224 | 144,608 | - | 13.9% | 10.4% | 8.1% | 32.4% | |
| 2/28/2009 | 5/29/2009 | 308,475 | 92,659 | - | 14.9% | 10.3% | 4.9% | 30.0% | |
| 3/7/2009 | 6/5/2009 | 484,182 | 131,209 | - | 16.6% | 8.7% | 1.8% | 27.1% | |
| 3/14/2009 | 6/12/2009 | 1,617,647 | 432,209 | 12 | 17.3% | 9.3% | 0.1% | 26.7% | |
| 3/21/2009 | 6/19/2009 | 1,899,971 | 456,644 | - | 16.6% | 7.4% | 0.0% | 24.0% | |
| 3/28/2009 | 6/26/2009 | 1,374,714 | 384,105 | - | 21.9% | 6.0% | 0.0% | 27.9% | |
| 4/4/2009 | 7/3/2009 | 424,732 | 120,936 | - | 25.1% | 3.4% | 0.0% | 28.5% | |
| 4/11/2009 | 7/10/2009 | 534,790 | 150,418 | - | 27.2% | 0.9% | 0.0% | 28.1% | |
| 4/18/2009 | 7/17/2009 | 429,074 | 113,800 | - | 26.5% | 0.0% | 0.0% | 26.5% | |
| 4/25/2009 | 7/24/2009 | 417,700 | 98,343 | - | 23.5% | 0.0% | 0.0% | 23.5% | |
| 5/2/2009 | 7/31/2009 | 492,710 | 94,376 | - | 19.2% | 0.0% | 0.0% | 19.2% | |

TV CONVERTER BOX COUPON PROGRAM

WEEKLY REDEMPTIONS REPORT *

Wednesday, May 13, 2009 – 4:00PM EDT

*Data thru 05/12/09

- Red Boxes indicate complete data.
 - Blue boxes indicate minimum values.
- These may rise based on future redemptions.



OTA Redemptions by Expiration Date

| Coupons Issued Date - Week Ending | Coupons Expiring - Week Ending | Number of OTA-Reliant Households | OTA-Reliant Coupons Issued | OTA-Reliant Redemptions | OTA-Reliant Coupons Reported Lost / Stolen / Expired | Percent of OTA Coupons Redeemed by Days From Issue Date | Cumulative Redemption Rate |
|-----------------------------------|--------------------------------|----------------------------------|----------------------------|-------------------------|--|---|----------------------------|
| | | | | | | Total % | Total% |
| 2/23/2008 | 5/23/2008 | 52,581 | 101,806 | 60,439 | 41,367 | 59.4% | |
| 3/1/2008 | 5/30/2008 | 156,450 | 294,302 | 149,541 | 144,761 | 50.8% | |
| 3/8/2008 | 6/6/2008 | 117,261 | 225,034 | 103,222 | 121,812 | 45.9% | |
| 3/15/2008 | 6/13/2008 | 116,280 | 222,917 | 119,009 | 103,908 | 53.4% | |
| 3/22/2008 | 6/20/2008 | 215,461 | 411,505 | 228,195 | 183,310 | 55.5% | |
| 3/29/2008 | 6/27/2008 | 324,759 | 617,221 | 338,183 | 279,038 | 54.8% | |
| 4/5/2008 | 7/4/2008 | 261,637 | 495,734 | 264,159 | 231,575 | 53.3% | |
| 4/12/2008 | 7/11/2008 | 251,227 | 476,352 | 264,330 | 212,022 | 55.5% | |
| 4/19/2008 | 7/18/2008 | 335,418 | 633,544 | 371,393 | 262,151 | 58.6% | |
| 4/26/2008 | 7/25/2008 | 330,684 | 623,020 | 367,557 | 255,463 | 59.0% | |
| 5/3/2008 | 8/1/2008 | 552,234 | 1,041,495 | 587,346 | 454,149 | 56.4% | |
| 5/10/2008 | 8/8/2008 | 523,515 | 988,411 | 521,316 | 465,677 | 52.7% | |
| 5/17/2008 | 8/15/2008 | 222,096 | 418,983 | 236,343 | 182,169 | 56.4% | |
| 5/24/2008 | 8/22/2008 | 128,602 | 242,520 | 139,545 | 102,782 | 57.5% | |
| 5/31/2008 | 8/29/2008 | 210,109 | 396,620 | 232,087 | 163,923 | 58.5% | |
| 6/7/2008 | 9/5/2008 | 210,639 | 398,074 | 218,983 | 178,275 | 55.0% | |
| 6/14/2008 | 9/12/2008 | 211,847 | 400,744 | 229,053 | 170,985 | 57.2% | |
| 6/21/2008 | 9/19/2008 | 208,827 | 394,973 | 229,343 | 165,009 | 58.1% | |
| 6/28/2008 | 9/26/2008 | 205,836 | 389,384 | 224,977 | 163,802 | 57.8% | |
| 7/5/2008 | 10/3/2008 | 207,997 | 393,389 | 222,306 | 170,261 | 56.5% | |
| 7/12/2008 | 10/10/2008 | 206,731 | 390,397 | 221,705 | 167,817 | 56.8% | |
| 7/19/2008 | 10/17/2008 | 204,294 | 385,946 | 223,824 | 161,249 | 58.0% | |
| 7/26/2008 | 10/24/2008 | 207,454 | 391,820 | 230,321 | 160,549 | 58.8% | |
| 8/2/2008 | 10/31/2008 | 204,213 | 385,540 | 226,287 | 158,292 | 58.7% | |
| 8/9/2008 | 11/7/2008 | 234,812 | 443,716 | 252,821 | 189,497 | 57.0% | |
| 8/16/2008 | 11/14/2008 | 200,374 | 377,556 | 222,711 | 153,833 | 59.0% | |
| 8/23/2008 | 11/21/2008 | 222,772 | 417,864 | 250,072 | 166,590 | 59.8% | |
| 8/30/2008 | 11/28/2008 | 222,117 | 416,274 | 249,164 | 165,872 | 59.9% | |
| 9/6/2008 | 12/5/2008 | 247,309 | 463,490 | 265,561 | 196,634 | 57.3% | |
| 9/13/2008 | 12/12/2008 | 211,413 | 397,736 | 237,142 | 159,489 | 59.6% | |
| 9/20/2008 | 12/19/2008 | 225,706 | 423,592 | 261,856 | 160,860 | 61.8% | |
| 9/27/2008 | 12/26/2008 | 226,990 | 426,523 | 259,152 | 166,334 | 60.8% | |
| 10/4/2008 | 1/2/2009 | 237,293 | 445,646 | 271,568 | 173,079 | 60.9% | |
| 10/11/2008 | 1/9/2009 | 265,194 | 496,440 | 312,482 | 182,997 | 62.9% | |
| 10/18/2008 | 1/16/2009 | 262,954 | 492,533 | 318,524 | 172,998 | 64.7% | |
| 10/25/2008 | 1/23/2009 | 259,341 | 487,642 | 319,228 | 167,525 | 65.5% | |
| 11/1/2008 | 1/30/2009 | 245,491 | 460,374 | 305,404 | 154,145 | 66.3% | |
| 11/8/2008 | 2/6/2009 | 244,629 | 459,382 | 299,449 | 159,538 | 65.2% | |
| 11/15/2008 | 2/13/2009 | 235,681 | 442,113 | 291,973 | 149,791 | 66.0% | |
| 11/22/2008 | 2/20/2009 | 298,815 | 565,229 | 385,386 | 178,910 | 68.2% | |
| 11/29/2008 | 2/27/2009 | 396,286 | 748,887 | 507,477 | 240,190 | 67.8% | |
| 12/6/2008 | 3/6/2009 | 221,507 | 416,265 | 267,191 | 148,410 | 64.2% | |
| 12/13/2008 | 3/13/2009 | 421,505 | 795,524 | 511,922 | 282,186 | 64.4% | |
| 12/20/2008 | 3/20/2009 | 508,959 | 960,006 | 607,008 | 351,590 | 63.2% | |
| 12/27/2008 | 3/27/2009 | 447,238 | 844,180 | 505,031 | 336,689 | 59.8% | |
| 1/3/2009 | 4/3/2009 | 328,203 | 617,512 | 358,198 | 257,602 | 58.0% | |
| 1/10/2009 | 4/10/2009 | 414,676 | 779,816 | 437,504 | 340,297 | 56.1% | |
| 1/17/2009 | 4/17/2009 | 519,928 | 984,189 | 525,841 | 456,387 | 53.4% | |
| 1/24/2009 | 4/24/2009 | 176,473 | 334,045 | 173,016 | 160,333 | 51.8% | |
| 1/31/2009 | 5/1/2009 | 183,366 | 341,835 | 171,629 | 169,701 | 50.2% | |
| 2/7/2009 | 5/8/2009 | 144,183 | 267,310 | 122,503 | 144,437 | 45.8% | 58.7% |
| 2/14/2009 | 5/15/2009 | 73,078 | 136,576 | 55,972 | 49,984 | 41.0% | |
| 2/21/2009 | 5/22/2009 | 84,732 | 156,311 | 51,362 | - | 32.9% | |
| 2/28/2009 | 5/29/2009 | 84,246 | 154,345 | 46,734 | - | 30.3% | |
| 3/7/2009 | 6/5/2009 | 137,055 | 252,403 | 69,753 | - | 27.6% | |
| 3/14/2009 | 6/12/2009 | 853,005 | 1,560,082 | 417,573 | 12 | 26.8% | |
| 3/21/2009 | 6/19/2009 | 50,019 | 90,644 | 24,948 | - | 27.5% | |
| 3/28/2009 | 6/26/2009 | 363,624 | 669,374 | 189,363 | - | 28.3% | |
| 4/4/2009 | 7/3/2009 | 112,874 | 206,578 | 60,525 | - | 29.3% | |
| 4/11/2009 | 7/10/2009 | 144,374 | 265,474 | 75,789 | - | 28.5% | |

TV CONVERTER BOX COUPON PROGRAM

WEEKLY REDEMPTIONS REPORT *

Wednesday, May 13, 2009 – 4:00PM EDT

*Data thru 05/12/09

- Red Boxes indicate complete data.
 - Blue boxes indicate minimum values.
- These may rise based on future redemptions.



Non OTA Redemptions by Expiration

| Coupons Issued Date - Week Ending | Coupons Expiring - Week Ending | Non OTA-Reliant Coupons Issued | Non OTA-Reliant Redemptions | Non OTA-Reliant Coupons Reported Lost / Stolen / Expired | Percent of Non OTA Coupons Redeemed by Days From Issue Date | Cumulative Redemption Rate |
|-----------------------------------|--------------------------------|--------------------------------|-----------------------------|--|---|----------------------------|
| | | | | | Total % | Total% |
| 2/23/2008 | 5/23/2008 | 119,003 | 43,341 | 75,662 | 36.4% | |
| 3/1/2008 | 5/30/2008 | 324,855 | 97,098 | 227,757 | 29.9% | |
| 3/8/2008 | 6/6/2008 | 254,971 | 63,904 | 191,067 | 25.1% | |
| 3/15/2008 | 6/13/2008 | 257,064 | 78,901 | 178,163 | 30.7% | |
| 3/22/2008 | 6/20/2008 | 448,474 | 159,944 | 288,530 | 35.7% | |
| 3/29/2008 | 6/27/2008 | 672,657 | 264,205 | 408,452 | 39.3% | |
| 4/5/2008 | 7/4/2008 | 563,977 | 227,160 | 336,817 | 40.3% | |
| 4/12/2008 | 7/11/2008 | 554,724 | 217,902 | 336,822 | 39.3% | |
| 4/19/2008 | 7/18/2008 | 662,180 | 306,567 | 355,613 | 46.3% | |
| 4/26/2008 | 7/25/2008 | 624,112 | 300,103 | 324,009 | 48.1% | |
| 5/3/2008 | 8/1/2008 | 969,504 | 457,688 | 511,816 | 47.2% | |
| 5/10/2008 | 8/8/2008 | 922,010 | 411,478 | 509,227 | 44.6% | |
| 5/17/2008 | 8/15/2008 | 387,794 | 188,780 | 198,564 | 48.7% | |
| 5/24/2008 | 8/22/2008 | 207,269 | 104,146 | 102,966 | 50.2% | |
| 5/31/2008 | 8/29/2008 | 353,072 | 182,368 | 170,132 | 51.7% | |
| 6/7/2008 | 9/5/2008 | 351,875 | 174,090 | 177,047 | 49.5% | |
| 6/14/2008 | 9/12/2008 | 349,229 | 179,522 | 169,059 | 51.4% | |
| 6/21/2008 | 9/19/2008 | 337,602 | 179,183 | 157,983 | 53.1% | |
| 6/28/2008 | 9/26/2008 | 340,547 | 181,427 | 158,505 | 53.3% | |
| 7/5/2008 | 10/3/2008 | 356,605 | 187,779 | 168,132 | 52.7% | |
| 7/12/2008 | 10/10/2008 | 359,597 | 188,735 | 169,937 | 52.5% | |
| 7/19/2008 | 10/17/2008 | 364,052 | 195,145 | 167,907 | 53.6% | |
| 7/26/2008 | 10/24/2008 | 358,174 | 197,699 | 159,541 | 55.2% | |
| 8/2/2008 | 10/31/2008 | 364,337 | 200,909 | 162,539 | 55.1% | |
| 8/9/2008 | 11/7/2008 | 406,278 | 218,404 | 186,865 | 53.8% | |
| 8/16/2008 | 11/14/2008 | 322,440 | 180,545 | 141,192 | 56.0% | |
| 8/23/2008 | 11/21/2008 | 332,135 | 191,239 | 140,142 | 57.6% | |
| 8/30/2008 | 11/28/2008 | 333,724 | 190,911 | 142,082 | 57.2% | |
| 9/6/2008 | 12/5/2008 | 386,506 | 209,117 | 176,571 | 54.1% | |
| 9/13/2008 | 12/12/2008 | 313,679 | 178,215 | 134,821 | 56.8% | |
| 9/20/2008 | 12/19/2008 | 326,406 | 192,205 | 133,776 | 58.9% | |
| 9/27/2008 | 12/26/2008 | 323,473 | 187,502 | 135,487 | 58.0% | |
| 10/4/2008 | 1/2/2009 | 354,350 | 206,821 | 146,966 | 58.4% | |
| 10/11/2008 | 1/9/2009 | 378,554 | 228,381 | 149,703 | 60.3% | |
| 10/18/2008 | 1/16/2009 | 382,467 | 238,291 | 143,697 | 62.3% | |
| 10/25/2008 | 1/23/2009 | 387,356 | 244,513 | 142,301 | 63.1% | |
| 11/1/2008 | 1/30/2009 | 413,289 | 262,607 | 149,991 | 63.5% | |
| 11/8/2008 | 2/6/2009 | 431,602 | 270,073 | 161,160 | 62.6% | |
| 11/15/2008 | 2/13/2009 | 426,306 | 270,739 | 155,221 | 63.5% | |
| 11/22/2008 | 2/20/2009 | 434,771 | 280,066 | 154,448 | 64.4% | |
| 11/29/2008 | 2/27/2009 | 608,952 | 390,079 | 218,470 | 64.1% | |
| 12/6/2008 | 3/6/2009 | 386,652 | 237,299 | 148,929 | 61.4% | |
| 12/13/2008 | 3/13/2009 | 706,944 | 431,662 | 274,162 | 61.1% | |
| 12/20/2008 | 3/20/2009 | 894,992 | 539,837 | 354,074 | 60.3% | |
| 12/27/2008 | 3/27/2009 | 737,965 | 426,387 | 310,364 | 57.8% | |
| 1/3/2009 | 4/3/2009 | 541,676 | 301,908 | 238,857 | 55.7% | |
| 1/10/2009 | 4/10/2009 | 720,176 | 387,459 | 331,449 | 53.8% | |
| 1/17/2009 | 4/17/2009 | 965,798 | 492,328 | 472,355 | 51.0% | |
| 1/24/2009 | 4/24/2009 | 189,468 | 96,233 | 93,074 | 50.8% | |
| 1/31/2009 | 5/1/2009 | 346,869 | 170,501 | 175,966 | 49.2% | |
| 2/7/2009 | 5/8/2009 | 146,450 | 65,339 | 80,994 | 44.6% | 53.3% |
| 2/14/2009 | 5/15/2009 | 175,874 | 69,960 | 49,998 | 39.8% | |
| 2/21/2009 | 5/22/2009 | 289,913 | 93,246 | - | 32.2% | |
| 2/28/2009 | 5/29/2009 | 154,130 | 45,925 | - | 29.8% | |
| 3/7/2009 | 6/5/2009 | 231,779 | 61,456 | - | 26.5% | |
| 3/14/2009 | 6/12/2009 | 57,565 | 14,636 | - | 25.4% | |
| 3/21/2009 | 6/19/2009 | 1,809,327 | 431,696 | - | 23.9% | |
| 3/28/2009 | 6/26/2009 | 705,340 | 194,742 | - | 27.6% | |
| 4/4/2009 | 7/3/2009 | 218,154 | 60,411 | - | 27.7% | |
| 4/11/2009 | 7/10/2009 | 269,316 | 74,629 | - | 27.7% | |
| 4/18/2009 | 7/17/2009 | 224,245 | 58,026 | - | 25.9% | |
| 4/25/2009 | 7/24/2009 | 218,256 | 50,116 | - | 23.0% | |
| 5/2/2009 | 7/31/2009 | 257,150 | 48,006 | - | 18.7% | |