

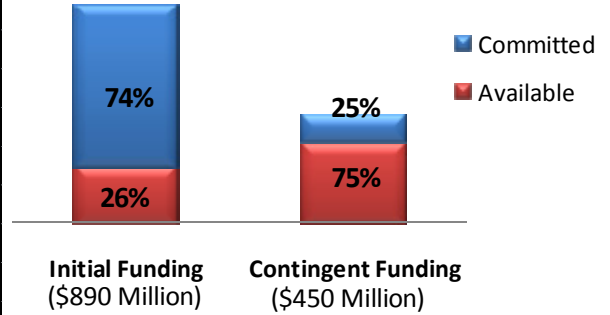
**TV CONVERTER BOX COUPON PROGRAM
WEEKLY STATUS UPDATE ***

Wednesday, September 17, 2008- 4:00PM EDT



Households Approved	14,630,166
Coupons Requested+	27,457,404
Coupons Mailed+	25,985,006
Coupons Expired	8,205,771
Coupons Redeemed+	10,421,439
Coupons Active+	7,357,796
Total Funds Committed+	\$769,584,430
Total Funds Available+**	\$570,415,570
Funds Settled+**	\$399,156,701
Average Daily Orders YTD	105,601
Average Daily Orders Last 30 Days	112,360
Average Daily Orders Last Week	110,200
Redemption Rate	49.3%
Retailers/Locations	2,362 / 29,419
Phone/Online Retailers	13 / 35
Converters/Pass-through	158 / 83

**Total Coupon Funding
(\$1.34 Billion)**

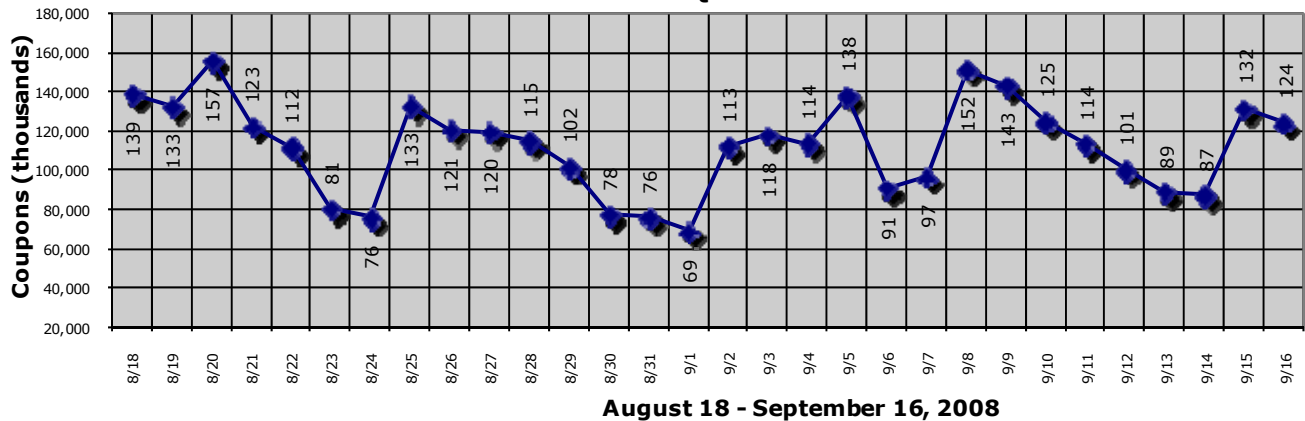


*Data thru 9/16/08

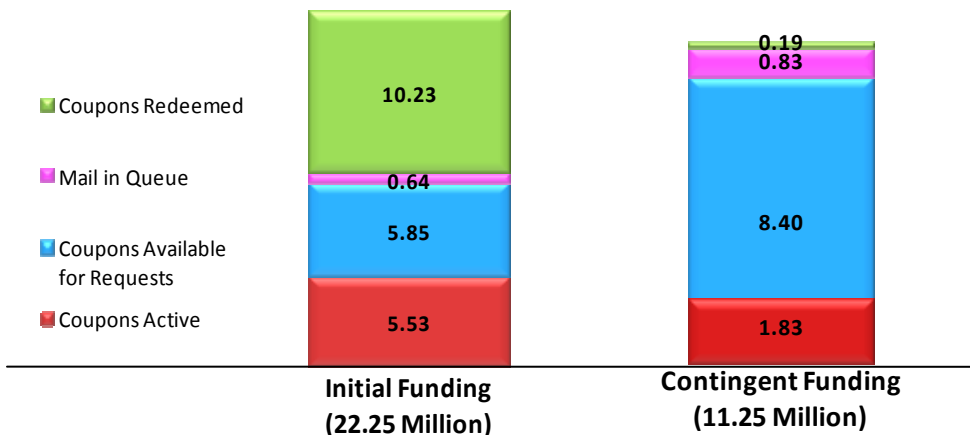
+Includes Initial & Contingent

**Includes redemptions <\$40 & Funds returned from un-redeemed & expired coupons

COUPON REQUESTS: LAST 30 DAYS



Coupon Status



PUBLIC INFORMATION

TV CONVERTER BOX COUPON PROGRAM

WEEKLY REDEMPTIONS REPORT *

Wednesday, September 17, 2008– 4:00PM EDT

*Data thru 9/16/08

- Red Boxes indicate complete data.
- Blue boxes indicate minimum values.
These may rise based on future redemptions.



Redemptions by Expiration Date

Coupons Issued Date - Week Ending	Coupons Expiring - Week Ending	Total Coupons Issued That Week	Total Redemptions (From Coupons Issued That Week)	Coupons Expired / Lost / Stolen (From Coupons Issued That Week)	Percent of Coupons Redeemed by Days From Issue Date				Cumulative Redemption Rate
					0-30	31-60	61-90	Total %	
									Total%
2/23/2008	5/23/2008	220,809	103,780	117,029	16.6%	10.7%	19.8%	47.0%	
3/1/2008	5/30/2008	619,157	246,639	372,518	13.2%	8.7%	18.0%	39.8%	
3/8/2008	6/6/2008	480,005	167,126	312,879	10.8%	7.4%	16.6%	34.8%	
3/15/2008	6/13/2008	479,981	197,910	282,071	13.1%	9.0%	19.2%	41.2%	
3/22/2008	6/20/2008	859,979	388,139	471,840	13.2%	10.9%	21.1%	45.1%	
3/29/2008	6/27/2008	1,289,878	602,388	687,490	13.3%	12.1%	21.2%	46.7%	
4/5/2008	7/4/2008	1,059,711	491,319	568,392	12.6%	11.2%	22.6%	46.4%	
4/12/2008	7/11/2008	1,031,076	482,232	548,844	13.2%	11.2%	22.5%	46.8%	
4/19/2008	7/18/2008	1,295,724	677,960	617,764	15.4%	13.2%	23.8%	52.3%	
4/26/2008	7/25/2008	1,247,132	667,660	579,472	15.5%	13.9%	24.2%	53.5%	
5/3/2008	8/1/2008	2,010,999	1,045,034	965,965	12.4%	14.8%	24.8%	52.0%	
5/10/2008	8/8/2008	1,910,421	932,794	974,904	10.4%	14.1%	24.4%	48.8%	
5/17/2008	8/15/2008	806,777	425,123	380,733	13.1%	14.6%	25.1%	52.7%	
5/24/2008	8/22/2008	449,789	243,691	205,748	14.6%	15.1%	24.4%	54.2%	
5/31/2008	8/29/2008	749,692	414,455	334,055	15.8%	15.2%	24.3%	55.3%	
6/7/2008	9/5/2008	749,949	393,073	355,322	15.2%	13.6%	23.6%	52.4%	
6/14/2008	9/12/2008	749,973	408,575	340,044	15.4%	15.1%	24.0%	54.5%	49.3%
6/21/2008	9/19/2008	732,575	372,630	68,045	16.1%	16.1%	18.7%	50.9%	
6/28/2008	9/26/2008	729,931	321,409	26	16.6%	16.3%	11.1%	44.0%	
7/5/2008	10/3/2008	749,994	289,300	20	15.7%	16.2%	6.7%	38.6%	
7/12/2008	10/10/2008	749,994	259,988	15	16.0%	15.7%	3.0%	34.7%	
7/19/2008	10/17/2008	749,998	242,752	19	17.3%	14.9%	0.2%	32.4%	
7/26/2008	10/24/2008	749,994	228,908	19	19.0%	11.6%	0.0%	30.5%	
8/2/2008	10/31/2008	749,877	205,954	7	19.2%	8.3%	0.0%	27.5%	
8/9/2008	11/7/2008	849,994	200,062	14	19.1%	4.4%	0.0%	23.5%	
8/16/2008	11/14/2008	699,996	142,989	8	19.3%	1.1%	0.0%	20.4%	
8/23/2008	11/21/2008	749,999	123,912	10	16.5%	0.0%	0.0%	16.5%	
8/30/2008	11/28/2008	749,998	77,423	4	10.3%	0.0%	0.0%	10.3%	
9/6/2008	12/5/2008	849,995	11,267	4	1.3%	0.0%	0.0%	1.3%	

PUBLIC INFORMATION

TV CONVERTER BOX COUPON PROGRAM

WEEKLY REDEMPTIONS REPORT *

Wednesday, September 17, 2008 – 4:00PM EDT

*Data thru 9/16/08

- Red Boxes indicate complete data.
- Blue boxes indicate minimum values.
These may rise based on future redemptions.



OTA Redemptions by Expiration Date

Coupons Issued Date - Week Ending	Coupons Expiring - Week Ending	Number of OTA-Reliant Households	OTA-Reliant Coupons Issued	OTA-Reliant Redemptions	OTA-Reliant Coupons Reported Lost / Stolen / Expired	Percent of OTA Coupons Redeemed by Days From Issue Date	Cumulative Redemption Rate
						Total %	Total%
2/23/2008	5/23/2008	52581	101,806	60,439	41,367	59.4%	
3/1/2008	5/30/2008	156450	294,302	149,541	144761	50.8%	
3/8/2008	6/6/2008	117261	225,034	103,222	121,812	45.9%	
3/15/2008	6/13/2008	116280	222,917	119,009	103,908	53.4%	
3/22/2008	6/20/2008	215461	411,505	228,195	183,310	55.5%	
3/29/2008	6/27/2008	324759	617,221	338,183	279,038	54.8%	
4/5/2008	7/4/2008	261637	495,734	264,159	231,575	53.3%	
4/12/2008	7/11/2008	251227	476,352	264,330	212,022	55.5%	
4/19/2008	7/18/2008	335418	633,544	371,393	262,151	58.6%	
4/26/2008	7/25/2008	330684	623,020	367,557	255,463	59.0%	
5/3/2008	8/1/2008	552234	1,041,495	587,346	454,149	56.4%	
5/10/2008	8/8/2008	523515	988,411	521,316	465,677	52.7%	
5/17/2008	8/15/2008	222096	418,983	236,343	182,169	56.4%	
5/24/2008	8/22/2008	128602	242,520	139,545	102,782	57.5%	
5/31/2008	8/29/2008	210109	396,620	232,087	163,923	58.5%	
6/7/2008	9/5/2008	210639	398,074	218,983	178,275	55.0%	
6/14/2008	9/12/2008	211847	400,744	229,053	170,985	57.2%	55.5%
6/21/2008	9/19/2008	208827	394,973	209,532	34,142	53.0%	
6/28/2008	9/26/2008	205836	389,384	179,092	10	46.0%	
7/5/2008	10/3/2008	207997	393,389	158,619	4	40.3%	
7/12/2008	10/10/2008	206731	390,397	142,440	4	36.5%	
7/19/2008	10/17/2008	204294	385,946	132,124	6	34.2%	
7/26/2008	10/24/2008	207454	391,820	126,080	8	32.2%	
8/2/2008	10/31/2008	204213	385,540	112,056	2	29.1%	
8/9/2008	11/7/2008	234812	443,716	110,538	6	24.9%	
8/16/2008	11/14/2008	200374	377,556	81,312	6	21.5%	
8/23/2008	11/21/2008	222772	417,864	72,615	3	17.4%	
8/30/2008	11/28/2008	222117	416,274	45,854	0	11.0%	
9/6/2008	12/5/2008	247308	463,489	6,531	2	1.4%	

TV CONVERTER BOX COUPON PROGRAM

WEEKLY REDEMPTIONS REPORT *

Wednesday, September 17, 2008 – 4:00PM EDT

*Data thru 9/16/08

- **Red Boxes indicate complete data.**
- **Blue boxes indicate minimum values.**
These may rise based on future redemptions.



Non OTA Redemptions by Expiration

Coupons Issued Date - Week Ending	Coupons Expiring - Week Ending	Non OTA-Reliant Coupons Issued	Non OTA-Reliant Redemptions	Non OTA-Reliant Coupons Reported Lost / Stolen / Expired	Percent of Non OTA Coupons Redeemed by Days From Issue Date	Cumulative Redemption Rate
					Total %	Total%
2/23/2008	5/23/2008	119,003	43,341	75,662	36.4%	
3/1/2008	5/30/2008	324,855	97,098	227,757	29.9%	
3/8/2008	6/6/2008	254,971	63,904	191,067	25.1%	
3/15/2008	6/13/2008	257,064	78,901	178,163	30.7%	
3/22/2008	6/20/2008	448,474	159,944	288,530	35.7%	
3/29/2008	6/27/2008	672,657	264,205	408,452	39.3%	
4/5/2008	7/4/2008	563,977	227,160	336,817	40.3%	
4/12/2008	7/11/2008	554,724	217,902	336,822	39.3%	
4/19/2008	7/18/2008	662,180	306,567	355,613	46.3%	
4/26/2008	7/25/2008	624,112	300,103	324,009	48.1%	
5/3/2008	8/1/2008	969,504	457,688	511,816	47.2%	
5/10/2008	8/8/2008	922,010	411,478	509,227	44.6%	
5/17/2008	8/15/2008	387,794	188,780	198,564	48.7%	
5/24/2008	8/22/2008	207,269	104,146	102,966	50.2%	
5/31/2008	8/29/2008	353,072	182,368	170,132	51.7%	
6/7/2008	9/5/2008	351,875	174,090	177,047	49.5%	
6/14/2008	9/12/2008	349,229	179,522	169,059	51.4%	43.1%
6/21/2008	9/19/2008	337,602	163,098	33,903	48.3%	
6/28/2008	9/26/2008	340,547	142,317	16	41.8%	
7/5/2008	10/3/2008	356,605	130,681	16	36.6%	
7/12/2008	10/10/2008	359,597	117,548	11	32.7%	
7/19/2008	10/17/2008	364,052	110,628	13	30.4%	
7/26/2008	10/24/2008	358,174	102,828	11	28.7%	
8/2/2008	10/31/2008	364,337	93,898	5	25.8%	
8/9/2008	11/7/2008	406,278	89,524	8	22.0%	
8/16/2008	11/14/2008	322,440	61,677	2	19.1%	
8/23/2008	11/21/2008	332,135	51,297	7	15.4%	
8/30/2008	11/28/2008	333,724	31,569	4	9.5%	
9/6/2008	12/5/2008	386,506	4,736	2	1.2%	