

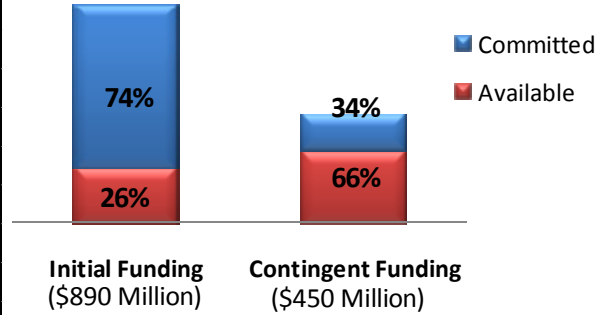
**TV CONVERTER BOX COUPON PROGRAM
WEEKLY STATUS UPDATE ***

Wednesday, October 1, 2008- 4:00PM EDT



Households Approved	15,556,245
Coupons Requested+	29,166,374
Coupons Mailed+	27,485,002
Coupons Expired	8,853,848
Coupons Redeemed+	11,247,772
Coupons Active+	7,383,382
Total Funds Committed+	\$811,930,356
Total Funds Available+**	\$528,069,644
Funds Settled+**	\$436,410,765
Average Daily Orders YTD	106,442
Average Daily Orders Last 30 Days	117,170
Average Daily Orders Last Week	130,073
Redemption Rate	49.8%
Retailers/Locations	2,395 / 29,652
Phone/Online Retailers	12 / 35
Converters/Pass-through	172 / 96

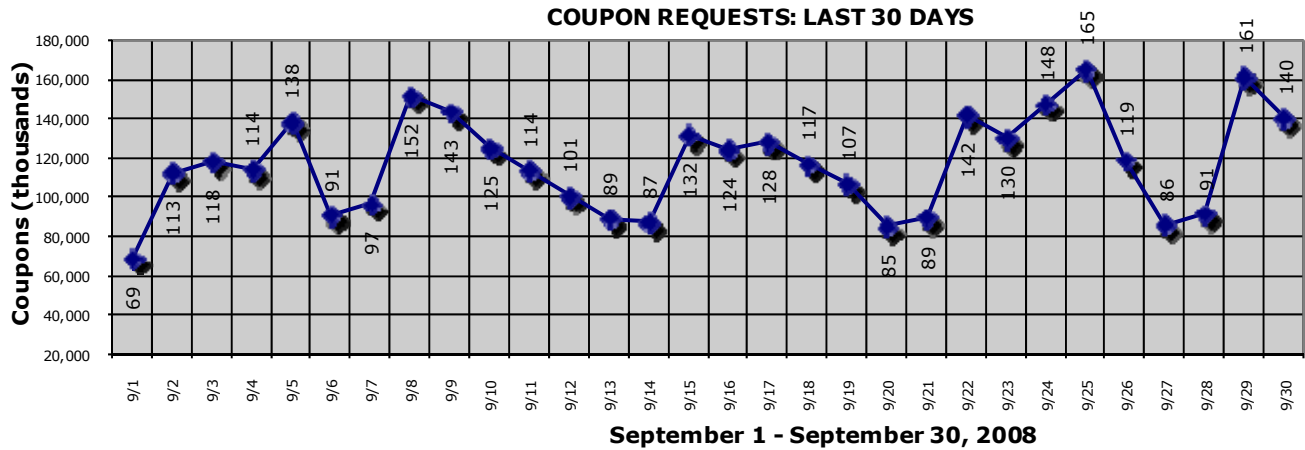
**Total Coupon Funding
(\$1.34 Billion)**



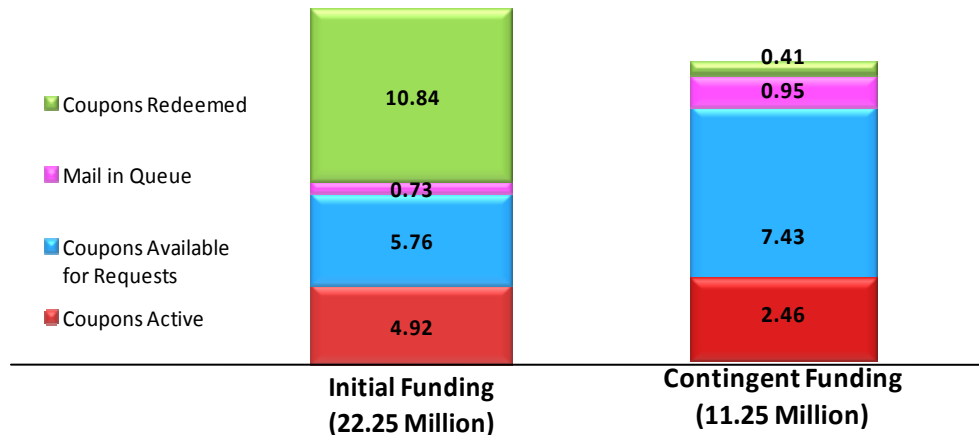
*Data thru 9/30/08

+Includes Initial & Contingent

**Includes redemptions <\$40 & Funds returned from un-redeemed & expired coupons



Coupon Status



TV CONVERTER BOX COUPON PROGRAM

WEEKLY REDEMPTIONS REPORT *

Wednesday, October 1, 2008– 4:00PM EDT

*Data thru 9/30/08

- **Red Boxes indicate complete data.**
- **Blue boxes indicate minimum values.**
These may rise based on future redemptions.



Redemptions by Expiration Date

Coupons Issued Date - Week Ending	Coupons Expiring - Week Ending	Total Coupons Issued That Week	Total Redemptions (From Coupons Issued That Week)	Coupons Expired / Lost / Stolen (From Coupons Issued That Week)	Percent of Coupons Redeemed by Days From Issue Date				Cumulative Redemption Rate
					0-30	31-60	61-90	Total %	
2/23/2008	5/23/2008	220,809	103,780	117,029	16.6%	10.7%	19.8%	47.0%	
3/1/2008	5/30/2008	619,157	246,639	372,518	13.2%	8.7%	18.0%	39.8%	
3/8/2008	6/6/2008	480,005	167,126	312,879	10.8%	7.4%	16.6%	34.8%	
3/15/2008	6/13/2008	479,981	197,910	282,071	13.1%	9.0%	19.2%	41.2%	
3/22/2008	6/20/2008	859,979	388,139	471,840	13.2%	10.9%	21.1%	45.1%	
3/29/2008	6/27/2008	1,289,878	602,388	687,490	13.3%	12.1%	21.2%	46.7%	
4/5/2008	7/4/2008	1,059,711	491,319	568,392	12.6%	11.2%	22.6%	46.4%	
4/12/2008	7/11/2008	1,031,076	482,232	548,844	13.2%	11.2%	22.5%	46.8%	
4/19/2008	7/18/2008	1,295,724	677,960	617,764	15.4%	13.2%	23.8%	52.3%	
4/26/2008	7/25/2008	1,247,132	667,660	579,472	15.5%	13.9%	24.2%	53.5%	
5/3/2008	8/1/2008	2,010,999	1,045,034	965,965	12.4%	14.8%	24.8%	52.0%	
5/10/2008	8/8/2008	1,910,421	932,794	974,904	10.4%	14.1%	24.4%	48.8%	
5/17/2008	8/15/2008	806,777	425,123	380,733	13.1%	14.6%	25.1%	52.7%	
5/24/2008	8/22/2008	449,789	243,691	205,748	14.6%	15.1%	24.4%	54.2%	
5/31/2008	8/29/2008	749,692	414,455	334,055	15.8%	15.2%	24.3%	55.3%	
6/7/2008	9/5/2008	749,949	393,073	355,322	15.2%	13.6%	23.6%	52.4%	
6/14/2008	9/12/2008	749,973	408,575	340,044	15.4%	15.1%	24.0%	54.5%	
6/21/2008	9/19/2008	732,575	408,526	322,992	16.1%	16.1%	23.6%	55.8%	
6/28/2008	9/26/2008	729,931	406,404	322,307	16.6%	16.3%	22.8%	55.7%	49.8%
7/5/2008	10/3/2008	749,994	369,386	67,270	15.7%	16.2%	17.3%	49.3%	
7/12/2008	10/10/2008	749,994	311,883	15	16.0%	15.7%	9.9%	41.6%	
7/19/2008	10/17/2008	749,998	289,261	19	17.3%	15.2%	6.1%	38.6%	
7/26/2008	10/24/2008	749,994	273,151	19	19.0%	14.7%	2.8%	36.4%	
8/2/2008	10/31/2008	749,877	251,890	7	19.2%	14.2%	0.2%	33.6%	
8/9/2008	11/7/2008	849,994	249,610	14	19.1%	10.3%	0.0%	29.4%	
8/16/2008	11/14/2008	699,996	190,689	8	19.3%	7.9%	0.0%	27.2%	
8/23/2008	11/21/2008	749,999	184,369	10	19.9%	4.7%	0.0%	24.6%	
8/30/2008	11/28/2008	749,998	153,070	4	19.4%	1.0%	0.0%	20.4%	
9/6/2008	12/5/2008	849,995	119,828	6	14.1%	0.0%	0.0%	14.1%	
9/13/2008	12/12/2008	711,415	72,513	0	10.2%	0.0%	0.0%	10.2%	
9/20/2008	12/19/2008	749,998	19,674	2	2.6%	0.0%	0.0%	2.6%	

TV CONVERTER BOX COUPON PROGRAM

WEEKLY REDEMPTIONS REPORT *

Wednesday, October 1, 2008 – 4:00PM EDT

*Data thru 9/30/08

- **Red Boxes indicate complete data.**
- **Blue boxes indicate minimum values.**
These may rise based on future redemptions.



OTA Redemptions by Expiration Date

Coupons Issued Date - Week Ending	Coupons Expiring - Week Ending	Number of OTA-Reliant Households	OTA-Reliant Coupons Issued	OTA-Reliant Redemptions	OTA-Reliant Coupons Reported Lost / Stolen / Expired	Percent of OTA Coupons Redeemed by Days From Issue Date	Cumulative Redemption Rate
						Total %	Total%
2/23/2008	5/23/2008	52581	101,806	60,439	41,367	59.4%	
3/1/2008	5/30/2008	156450	294,302	149,541	144761	50.8%	
3/8/2008	6/6/2008	117261	225,034	103,222	121,812	45.9%	
3/15/2008	6/13/2008	116280	222,917	119,009	103,908	53.4%	
3/22/2008	6/20/2008	215461	411,505	228,195	183,310	55.5%	
3/29/2008	6/27/2008	324759	617,221	338,183	279,038	54.8%	
4/5/2008	7/4/2008	261637	495,734	264,159	231,575	53.3%	
4/12/2008	7/11/2008	251227	476,352	264,330	212,022	55.5%	
4/19/2008	7/18/2008	335418	633,544	371,393	262,151	58.6%	
4/26/2008	7/25/2008	330684	623,020	367,557	255,463	59.0%	
5/3/2008	8/1/2008	552234	1,041,495	587,346	454,149	56.4%	
5/10/2008	8/8/2008	523515	988,411	521,316	465,677	52.7%	
5/17/2008	8/15/2008	222096	418,983	236,343	182,169	56.4%	
5/24/2008	8/22/2008	128602	242,520	139,545	102,782	57.5%	
5/31/2008	8/29/2008	210109	396,620	232,087	163,923	58.5%	
6/7/2008	9/5/2008	210639	398,074	218,983	178,275	55.0%	
6/14/2008	9/12/2008	211847	400,744	229,053	170,985	57.2%	
6/21/2008	9/19/2008	208827	394,973	229,343	165,009	58.1%	
6/28/2008	9/26/2008	205836	389,384	224,977	163,802	57.8%	55.7%
7/5/2008	10/3/2008	207997	393,389	200,547	32,726	51.0%	
7/12/2008	10/10/2008	206731	390,397	169,460	4	43.4%	
7/19/2008	10/17/2008	204294	385,946	156,095	6	40.4%	
7/26/2008	10/24/2008	207454	391,820	149,011	8	38.0%	
8/2/2008	10/31/2008	204213	385,540	135,913	2	35.3%	
8/9/2008	11/7/2008	234812	443,716	136,639	6	30.8%	
8/16/2008	11/14/2008	200374	377,556	107,291	6	28.4%	
8/23/2008	11/21/2008	222772	417,864	106,660	3	25.5%	
8/30/2008	11/28/2008	222117	416,274	89,402	0	21.5%	
9/6/2008	12/5/2008	247308	463,489	69,912	4	15.1%	
9/13/2008	12/12/2008	211413	397,736	42,896	0	10.8%	
9/20/2008	12/19/2008	225706	423,592	12,027	2	2.8%	

TV CONVERTER BOX COUPON PROGRAM

WEEKLY REDEMPTIONS REPORT *

Wednesday, October 1, 2008 – 4:00PM EDT

*Data thru 9/30/08

- **Red Boxes indicate complete data.**
- **Blue boxes indicate minimum values.**
These may rise based on future redemptions.



Non OTA Redemptions by Expiration

Coupons Issued Date - Week Ending	Coupons Expiring - Week Ending	Non OTA-Reliant Coupons Issued	Non OTA-Reliant Redemptions	Non OTA-Reliant Coupons Reported Lost / Stolen / Expired	Percent of Non OTA Coupons Redeemed by Days From Issue Date	Cumulative Redemption Rate
					Total %	Total%
2/23/2008	5/23/2008	119,003	43,341	75,662	36.4%	
3/1/2008	5/30/2008	324,855	97,098	227,757	29.9%	
3/8/2008	6/6/2008	254,971	63,904	191,067	25.1%	
3/15/2008	6/13/2008	257,064	78,901	178,163	30.7%	
3/22/2008	6/20/2008	448,474	159,944	288,530	35.7%	
3/29/2008	6/27/2008	672,657	264,205	408,452	39.3%	
4/5/2008	7/4/2008	563,977	227,160	336,817	40.3%	
4/12/2008	7/11/2008	554,724	217,902	336,822	39.3%	
4/19/2008	7/18/2008	662,180	306,567	355,613	46.3%	
4/26/2008	7/25/2008	624,112	300,103	324,009	48.1%	
5/3/2008	8/1/2008	969,504	457,688	511,816	47.2%	
5/10/2008	8/8/2008	922,010	411,478	509,227	44.6%	
5/17/2008	8/15/2008	387,794	188,780	198,564	48.7%	
5/24/2008	8/22/2008	207,269	104,146	102,966	50.2%	
5/31/2008	8/29/2008	353,072	182,368	170,132	51.7%	
6/7/2008	9/5/2008	351,875	174,090	177,047	49.5%	
6/14/2008	9/12/2008	349,229	179,522	169,059	51.4%	
6/21/2008	9/19/2008	337,602	179,183	157,983	53.1%	
6/28/2008	9/26/2008	340,547	181,427	158,505	53.3%	43.9%
7/5/2008	10/3/2008	356,605	168,839	34,544	47.3%	
7/12/2008	10/10/2008	359,597	142,423	11	39.6%	
7/19/2008	10/17/2008	364,052	133,166	13	36.6%	
7/26/2008	10/24/2008	358,174	124,140	11	34.7%	
8/2/2008	10/31/2008	364,337	115,977	5	31.8%	
8/9/2008	11/7/2008	406,278	112,971	8	27.8%	
8/16/2008	11/14/2008	322,440	83,398	2	25.9%	
8/23/2008	11/21/2008	332,135	77,709	7	23.4%	
8/30/2008	11/28/2008	333,724	63,668	4	19.1%	
9/6/2008	12/5/2008	386,506	49,916	2	12.9%	
9/13/2008	12/12/2008	313,679	29,617	0	9.4%	
9/20/2008	12/19/2008	326,406	7,647	0	2.3%	