

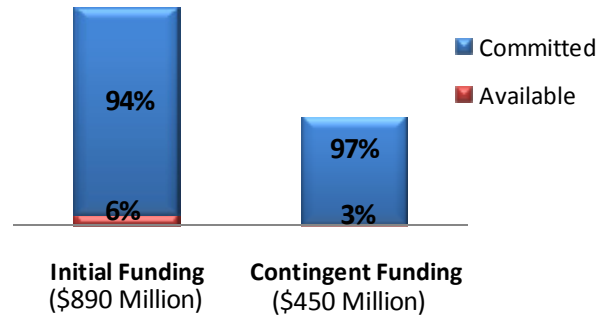
**TV CONVERTER BOX COUPON PROGRAM
WEEKLY STATUS UPDATE ***



Wednesday, December 31, 2008- 4:00PM EDT

Households Approved	24,056,089
Coupons Requested+	44,886,997
Coupons Mailed+	41,893,423
Coupons Expired	13,061,999
Coupons Redeemed+	18,038,879
Coupons Active+	10,792,545
Total Funds Committed+	\$1,271,845,393
Total Funds Available+**	\$68,154,607
Funds Settled+**	\$692,659,090
Average Daily Orders YTD	122,975
Average Daily Orders Last 30 Days	230,241
Average Daily Orders Last Week	247,538
Redemption Rate	52.5%
Retailers/Locations	2,353 / 34,399
Phone/Online Retailers	11 / 36
Converters/Pass-through	187 / 109

**Total Coupon Funding
(\$1.34 Billion)**

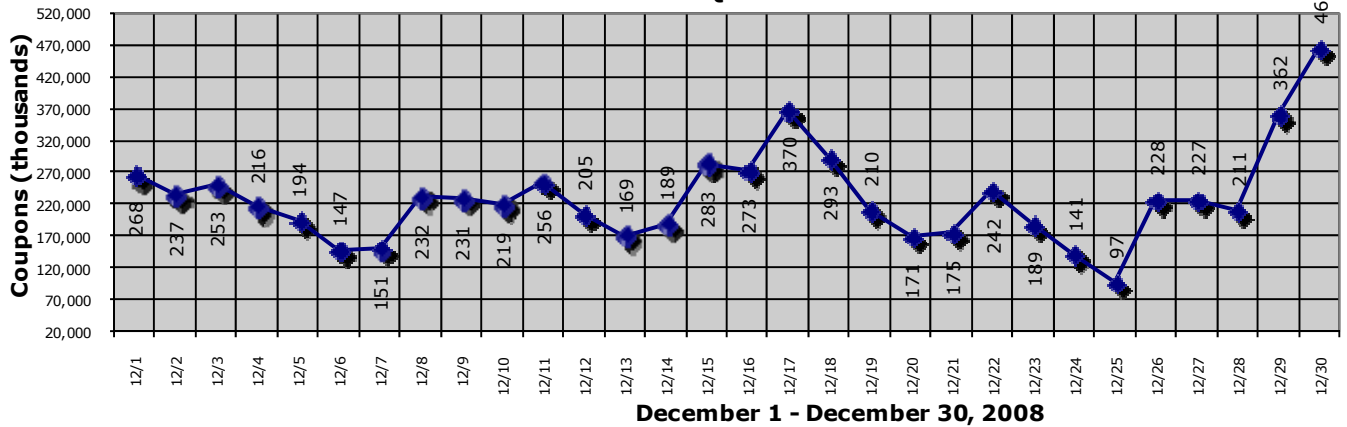


*Data thru 12/30/08

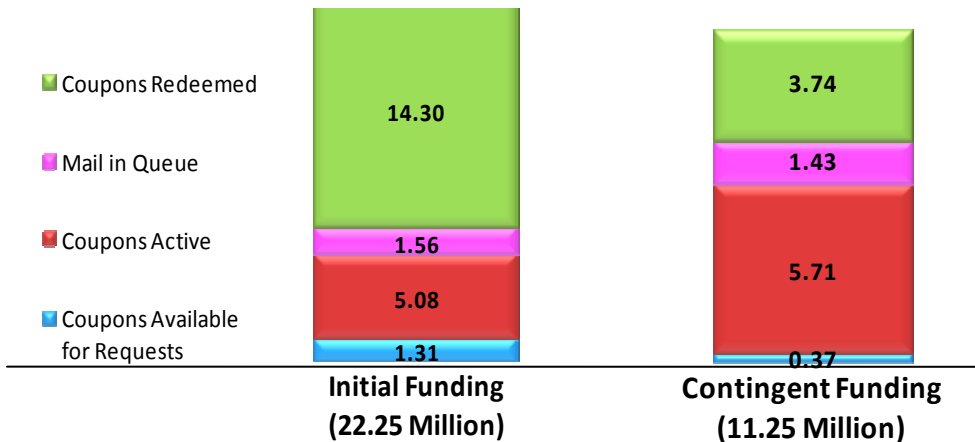
+Includes Initial & Contingent

**Includes redemptions <\$40 & Funds returned from un-redeemed & expired coupons

COUPON REQUESTS: LAST 30 DAYS



Coupon Status



TV CONVERTER BOX COUPON PROGRAM

WEEKLY REDEMPTIONS REPORT *

Wednesday, December 31, 2008– 4:00PM EDT

*Data thru 12/30/08

- **Red Boxes indicate complete data.**
- **Blue boxes indicate minimum values.**
These may rise based on future redemptions.



Redemptions by Expiration Date

Coupons Issued Date - Week Ending	Coupons Expiring - Week Ending	Total Coupons Issued That Week	Total Redemptions (From Coupons Issued That Week)	Coupons Expired / Lost / Stolen (From Coupons Issued That Week)	Percent of Coupons Redeemed by Days From Issue Date				Cumulative Redemption Rate
					0-30	31-60	61-90	Total %	
2/23/2008	5/23/2008	220,809	103,780	117,029	16.6%	10.7%	19.8%	47.0%	
3/1/2008	5/30/2008	619,157	246,639	372,518	13.2%	8.7%	18.0%	39.8%	
3/8/2008	6/6/2008	480,005	167,126	312,879	10.8%	7.4%	16.6%	34.8%	
3/15/2008	6/13/2008	479,981	197,910	282,071	13.1%	9.0%	19.2%	41.2%	
3/22/2008	6/20/2008	859,979	388,139	471,840	13.2%	10.9%	21.1%	45.1%	
3/29/2008	6/27/2008	1,289,878	602,388	687,490	13.3%	12.1%	21.2%	46.7%	
4/5/2008	7/4/2008	1,059,711	491,319	568,392	12.6%	11.2%	22.6%	46.4%	
4/12/2008	7/11/2008	1,031,076	482,232	548,844	13.2%	11.2%	22.5%	46.8%	
4/19/2008	7/18/2008	1,295,724	677,960	617,764	15.4%	13.2%	23.8%	52.3%	
4/26/2008	7/25/2008	1,247,132	667,660	579,472	15.5%	13.9%	24.2%	53.5%	
5/3/2008	8/1/2008	2,010,999	1,045,034	965,965	12.4%	14.8%	24.8%	52.0%	
5/10/2008	8/8/2008	1,910,421	932,794	974,904	10.4%	14.1%	24.4%	48.8%	
5/17/2008	8/15/2008	806,777	425,123	380,733	13.1%	14.6%	25.1%	52.7%	
5/24/2008	8/22/2008	449,789	243,691	205,748	14.6%	15.1%	24.4%	54.2%	
5/31/2008	8/29/2008	749,692	414,455	334,055	15.8%	15.2%	24.3%	55.3%	
6/7/2008	9/5/2008	749,949	393,073	355,322	15.2%	13.6%	23.6%	52.4%	
6/14/2008	9/12/2008	749,973	408,575	340,044	15.4%	15.1%	24.0%	54.5%	
6/21/2008	9/19/2008	732,575	408,526	322,992	16.1%	16.1%	23.6%	55.8%	
6/28/2008	9/26/2008	729,931	406,404	322,307	16.6%	16.3%	22.8%	55.7%	
7/5/2008	10/3/2008	749,994	410,085	338,393	15.7%	16.2%	22.8%	54.7%	
7/12/2008	10/10/2008	749,994	410,440	337,754	16.0%	15.7%	23.0%	54.7%	
7/19/2008	10/17/2008	749,998	418,969	329,156	17.3%	15.2%	23.4%	55.9%	
7/26/2008	10/24/2008	749,994	428,020	320,090	19.0%	14.7%	23.4%	57.1%	
8/2/2008	10/31/2008	749,877	427,196	320,831	19.2%	14.5%	23.3%	57.0%	
8/9/2008	11/7/2008	849,994	471,225	376,362	19.1%	13.5%	22.8%	55.4%	
8/16/2008	11/14/2008	699,996	403,256	295,025	19.3%	14.3%	24.0%	57.6%	
8/23/2008	11/21/2008	749,999	441,311	306,732	19.9%	14.8%	24.1%	58.8%	
8/30/2008	11/28/2008	749,998	440,075	307,954	19.4%	15.7%	23.5%	58.7%	
9/6/2008	12/5/2008	849,996	474,678	373,205	17.9%	14.3%	23.7%	55.8%	
9/13/2008	12/12/2008	711,415	415,357	294,310	19.4%	14.7%	24.3%	58.4%	
9/20/2008	12/19/2008	749,998	454,061	294,636	20.3%	15.7%	24.6%	60.5%	
9/27/2008	12/26/2008	749,996	446,654	301,821	20.9%	15.4%	23.3%	59.6%	52.5%
10/4/2008	1/2/2009	799,996	436,209	61,967	20.9%	15.7%	17.9%	54.5%	
10/11/2008	1/9/2009	874,994	422,520	0	21.2%	16.7%	10.4%	48.3%	
10/18/2008	1/16/2009	875,000	391,312	0	21.1%	17.2%	6.4%	44.7%	
10/25/2008	1/23/2009	874,998	364,249	0	21.3%	17.5%	2.9%	41.6%	
11/1/2008	1/30/2009	873,663	345,734	2	22.4%	16.9%	0.3%	39.6%	
11/8/2008	2/6/2009	890,984	315,826	2	22.3%	13.1%	0.0%	35.4%	
11/15/2008	2/13/2009	868,419	284,880	0	22.9%	9.9%	0.0%	32.8%	
11/22/2008	2/20/2009	1,000,000	296,081	0	23.9%	5.7%	0.0%	29.6%	
11/29/2008	2/27/2009	1,357,839	334,294	4	22.9%	1.7%	0.0%	24.6%	
12/6/2008	3/6/2009	802,917	163,895	0	20.4%	0.0%	0.0%	20.4%	
12/13/2008	3/13/2009	1,502,468	190,560	0	12.7%	0.0%	0.0%	12.7%	
12/20/2008	3/20/2009	1,854,998	39,258	0	2.1%	0.0%	0.0%	2.1%	

TV CONVERTER BOX COUPON PROGRAM

WEEKLY REDEMPTIONS REPORT *

Wednesday, December 31, 2008 – 4:00PM EDT

*Data thru 12/30/08

- Red Boxes indicate complete data.
 - Blue boxes indicate minimum values.
- These may rise based on future redemptions.



OTA Redemptions by Expiration Date

Coupons Issued Date - Week Ending	Coupons Expiring - Week Ending	Number of OTA-Reliant Households	OTA-Reliant Coupons Issued	OTA-Reliant Redemptions	OTA-Reliant Coupons Reported Lost / Stolen / Expired	Percent of OTA Coupons Redeemed by Days From Issue Date	Cumulative Redemption Rate
						Total %	Total%
2/23/2008	5/23/2008	52581	101,806	60,439	41,367	59.4%	
3/1/2008	5/30/2008	156450	294,302	149,541	144761	50.8%	
3/8/2008	6/6/2008	117261	225,034	103,222	121,812	45.9%	
3/15/2008	6/13/2008	116280	222,917	119,009	103,908	53.4%	
3/22/2008	6/20/2008	215461	411,505	228,195	183,310	55.5%	
3/29/2008	6/27/2008	324759	617,221	338,183	279,038	54.8%	
4/5/2008	7/4/2008	261637	495,734	264,159	231,575	53.3%	
4/12/2008	7/11/2008	251227	476,352	264,330	212,022	55.5%	
4/19/2008	7/18/2008	335418	633,544	371,393	262,151	58.6%	
4/26/2008	7/25/2008	330684	623,020	367,557	255,463	59.0%	
5/3/2008	8/1/2008	552234	1,041,495	587,346	454,149	56.4%	
5/10/2008	8/8/2008	523515	988,411	521,316	465,677	52.7%	
5/17/2008	8/15/2008	222096	418,983	236,343	182,169	56.4%	
5/24/2008	8/22/2008	128602	242,520	139,545	102,782	57.5%	
5/31/2008	8/29/2008	210109	396,620	232,087	163,923	58.5%	
6/7/2008	9/5/2008	210639	398,074	218,983	178,275	55.0%	
6/14/2008	9/12/2008	211847	400,744	229,053	170,985	57.2%	
6/21/2008	9/19/2008	208827	394,973	229,343	165,009	58.1%	
6/28/2008	9/26/2008	205836	389,384	224,977	163,802	57.8%	
7/5/2008	10/3/2008	207997	393,389	222,306	170,261	56.5%	
7/12/2008	10/10/2008	206731	390,397	221,705	167,817	56.8%	
7/19/2008	10/17/2008	204294	385,946	223,824	161,249	58.0%	
7/26/2008	10/24/2008	207454	391,820	230,321	160,549	58.8%	
8/2/2008	10/31/2008	204213	385,540	226,287	158,292	58.7%	
8/9/2008	11/7/2008	234812	443,716	252,821	189,497	57.0%	
8/16/2008	11/14/2008	200374	377,556	222,711	153,833	59.0%	
8/23/2008	11/21/2008	222772	417,864	250,072	166,590	59.8%	
8/30/2008	11/28/2008	222117	416,274	249,164	165,872	59.9%	
9/6/2008	12/5/2008	247309	463,490	265,561	196,634	57.3%	
9/13/2008	12/12/2008	211413	397,736	237,142	159,489	59.6%	
9/20/2008	12/19/2008	225706	423,592	261,856	160,860	61.8%	
9/27/2008	12/26/2008	226990	426,523	259,152	166,334	60.8%	56.8%
10/4/2008	1/2/2009	237293	445,646	247,220	33,275	55.5%	
10/11/2008	1/9/2009	265194	496,440	244,577	0	49.3%	
10/18/2008	1/16/2009	262954	492,533	224,961	0	45.7%	
10/25/2008	1/23/2009	259341	487,642	208,002	0	42.7%	
11/1/2008	1/30/2009	245491	460,374	187,540	2	40.7%	
11/8/2008	2/6/2009	244629	459,382	168,471	0	36.7%	
11/15/2008	2/13/2009	235681	442,113	150,427	0	34.0%	
11/22/2008	2/20/2009	298815	565,229	174,714	0	30.9%	
11/29/2008	2/27/2009	396286	748,887	192,723	4	25.7%	
12/6/2008	3/6/2009	221507	416,265	88,619	0	21.3%	
12/13/2008	3/13/2009	421505	795,524	107,458	0	13.5%	
12/20/2008	3/20/2009	508959	960,006	21,195	0	2.2%	

TV CONVERTER BOX COUPON PROGRAM

WEEKLY REDEMPTIONS REPORT *

Wednesday, December 31, 2008 – 4:00PM EDT

*Data thru 12/30/08

- **Red Boxes indicate complete data.**
- **Blue boxes indicate minimum values.**
These may rise based on future redemptions.



Non OTA Redemptions by Expiration

Coupons Issued Date - Week Ending	Coupons Expiring - Week Ending	Non OTA-Reliant Coupons Issued	Non OTA-Reliant Redemptions	Non OTA-Reliant Coupons Reported Lost / Stolen / Expired	Percent of Non OTA Coupons Redeemed by Days From Issue Date	Cumulative Redemption Rate
					Total %	Total%
2/23/2008	5/23/2008	119,003	43,341	75,662	36.4%	
3/1/2008	5/30/2008	324,855	97,098	227,757	29.9%	
3/8/2008	6/6/2008	254,971	63,904	191,067	25.1%	
3/15/2008	6/13/2008	257,064	78,901	178,163	30.7%	
3/22/2008	6/20/2008	448,474	159,944	288,530	35.7%	
3/29/2008	6/27/2008	672,657	264,205	408,452	39.3%	
4/5/2008	7/4/2008	563,977	227,160	336,817	40.3%	
4/12/2008	7/11/2008	554,724	217,902	336,822	39.3%	
4/19/2008	7/18/2008	662,180	306,567	355,613	46.3%	
4/26/2008	7/25/2008	624,112	300,103	324,009	48.1%	
5/3/2008	8/1/2008	969,504	457,688	511,816	47.2%	
5/10/2008	8/8/2008	922,010	411,478	509,227	44.6%	
5/17/2008	8/15/2008	387,794	188,780	198,564	48.7%	
5/24/2008	8/22/2008	207,269	104,146	102,966	50.2%	
5/31/2008	8/29/2008	353,072	182,368	170,132	51.7%	
6/7/2008	9/5/2008	351,875	174,090	177,047	49.5%	
6/14/2008	9/12/2008	349,229	179,522	169,059	51.4%	
6/21/2008	9/19/2008	337,602	179,183	157,983	53.1%	
6/28/2008	9/26/2008	340,547	181,427	158,505	53.3%	
7/5/2008	10/3/2008	356,605	187,779	168,132	52.7%	
7/12/2008	10/10/2008	359,597	188,735	169,937	52.5%	
7/19/2008	10/17/2008	364,052	195,145	167,907	53.6%	
7/26/2008	10/24/2008	358,174	197,699	159,541	55.2%	
8/2/2008	10/31/2008	364,337	200,909	162,539	55.1%	
8/9/2008	11/7/2008	406,278	218,404	186,865	53.8%	
8/16/2008	11/14/2008	322,440	180,545	141,192	56.0%	
8/23/2008	11/21/2008	332,135	191,239	140,142	57.6%	
8/30/2008	11/28/2008	333,724	190,911	142,082	57.2%	
9/6/2008	12/5/2008	386,506	209,117	176,571	54.1%	
9/13/2008	12/12/2008	313,679	178,215	134,821	56.8%	
9/20/2008	12/19/2008	326,406	192,205	133,776	58.9%	
9/27/2008	12/26/2008	323,473	187,502	135,487	58.0%	51.6%
10/4/2008	1/2/2009	354,350	188,989	28,692	53.3%	
10/11/2008	1/9/2009	378,554	177,943	0	47.0%	
10/18/2008	1/16/2009	382,467	166,351	0	43.5%	
10/25/2008	1/23/2009	387,356	156,247	0	40.3%	
11/1/2008	1/30/2009	413,289	158,194	0	38.3%	
11/8/2008	2/6/2009	431,602	147,355	2	34.1%	
11/15/2008	2/13/2009	426,306	134,453	0	31.5%	
11/22/2008	2/20/2009	434,771	121,367	0	27.9%	
11/29/2008	2/27/2009	608,952	141,571	0	23.2%	
12/6/2008	3/6/2009	386,652	75,276	0	19.5%	
12/13/2008	3/13/2009	706,944	83,102	0	11.8%	
12/20/2008	3/20/2009	894,992	18,063	0	2.0%	