

**TV CONVERTER BOX COUPON PROGRAM
WEEKLY STATUS UPDATE ***

Wednesday, December 17, 2008- 4:00PM EDT



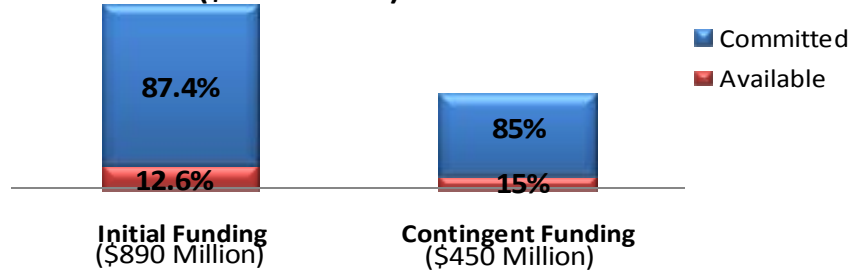
Households Approved	22,204,572
Coupons Requested+	41,505,016
Coupons Mailed+	38,456,280
Coupons Expired	12,463,130
Coupons Redeemed+	16,828,769
Coupons Active+	9,164,381
Total Funds Committed+	\$1,160,662,010
Total Funds Available+**	\$179,337,990
Funds Settled+**	\$646,748,509
Average Daily Orders YTD	118,244
Average Daily Orders Last 30 Days	199,413
Average Daily Orders Last Week	228,008
Redemption Rate	52.0%
Retailers/Locations	2,328 / 34,435
Phone/Online Retailers	12 / 36
Converters/Pass-through	186 / 108

*Data thru 12/16/08

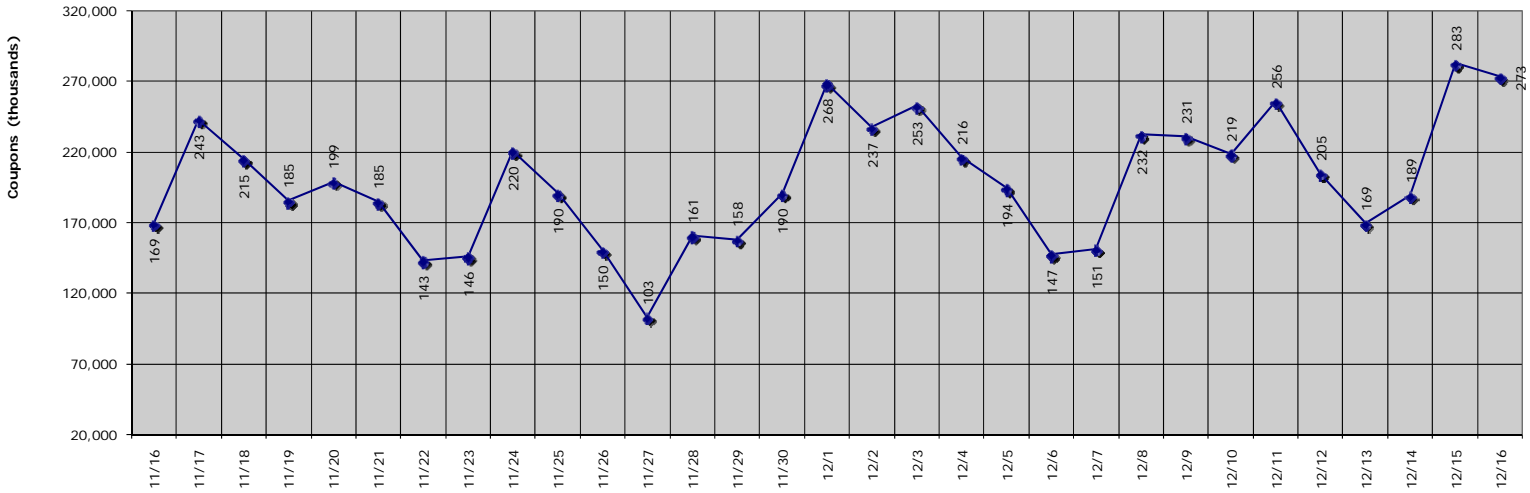
+Includes Initial & Contingent

**Includes redemptions <\$40 & Funds returned from un-redeemed & expired coupons

**Total Coupon Funding
(\$1.34 Billion)**

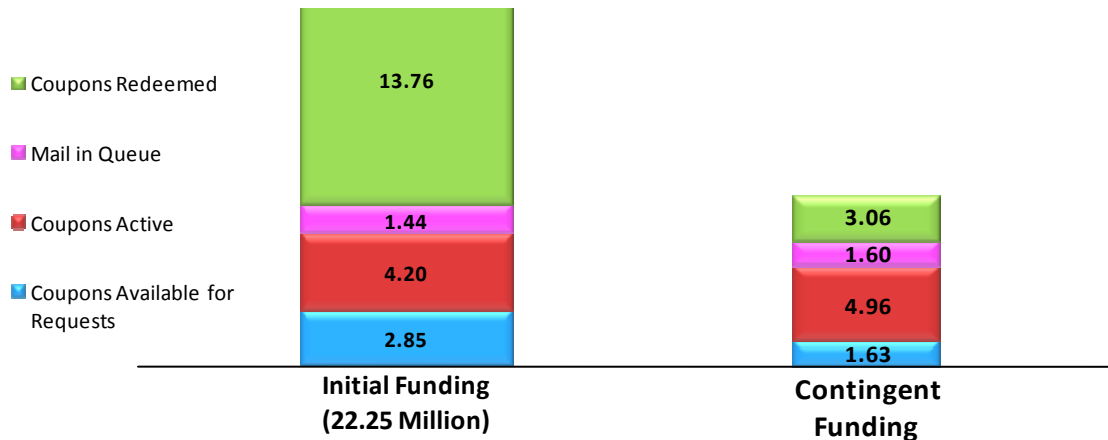


COUPON REQUESTS: LAST 30 DAYS



November 16 - December 16, 2008

Coupon Status



PUBLIC INFORMATION

TV CONVERTER BOX COUPON PROGRAM

WEEKLY REDEMPTIONS REPORT *

Wednesday, December 17, 2008– 4:00PM EDT

*Data thru 12/16/2008

- Red Boxes indicate complete data.
 - Blue boxes indicate minimum values.
- These may rise based on future redemptions.



Redemptions by Expiration Date

Coupons Issued Date - Week Ending	Coupons Expiring - Week Ending	Total Coupons Issued That Week	Total Redemptions (From Coupons Issued That Week)	Coupons Expired / Lost / Stolen (From Coupons Issued That Week)	Percent of Coupons Redeemed by Days From Issue Date				Cumulative Redemption Rate
					0-30	31-60	61-90	Total %	
2/23/2008	5/23/2008	220,809	103,780	117,029	16.6%	10.7%	19.8%	47.0%	
3/1/2008	5/30/2008	619,157	246,639	372,518	13.2%	8.7%	18.0%	39.8%	
3/8/2008	6/6/2008	480,005	167,126	312,879	10.8%	7.4%	16.6%	34.8%	
3/15/2008	6/13/2008	479,981	197,910	282,071	13.1%	9.0%	19.2%	41.2%	
3/22/2008	6/20/2008	859,979	388,139	471,840	13.2%	10.9%	21.1%	45.1%	
3/29/2008	6/27/2008	1,289,878	602,388	687,490	13.3%	12.1%	21.2%	46.7%	
4/5/2008	7/4/2008	1,059,711	491,319	568,392	12.6%	11.2%	22.6%	46.4%	
4/12/2008	7/11/2008	1,031,076	482,232	548,844	13.2%	11.2%	22.5%	46.8%	
4/19/2008	7/18/2008	1,295,724	677,960	617,764	15.4%	13.2%	23.8%	52.3%	
4/26/2008	7/25/2008	1,247,132	667,660	579,472	15.5%	13.9%	24.2%	53.5%	
5/3/2008	8/1/2008	2,010,999	1,045,034	965,965	12.4%	14.8%	24.8%	52.0%	
5/10/2008	8/8/2008	1,910,421	932,794	974,904	10.4%	14.1%	24.4%	48.8%	
5/17/2008	8/15/2008	806,777	425,123	380,733	13.1%	14.6%	25.1%	52.7%	
5/24/2008	8/22/2008	449,789	243,691	205,748	14.6%	15.1%	24.4%	54.2%	
5/31/2008	8/29/2008	749,692	414,455	334,055	15.8%	15.2%	24.3%	55.3%	
6/7/2008	9/5/2008	749,949	393,073	355,322	15.2%	13.6%	23.6%	52.4%	
6/14/2008	9/12/2008	749,973	408,575	340,044	15.4%	15.1%	24.0%	54.5%	
6/21/2008	9/19/2008	732,575	408,526	322,992	16.1%	16.1%	23.6%	55.8%	
6/28/2008	9/26/2008	729,931	406,404	322,307	16.6%	16.3%	22.8%	55.7%	
7/5/2008	10/3/2008	749,994	410,085	338,393	15.7%	16.2%	22.8%	54.7%	
7/12/2008	10/10/2008	749,994	410,440	337,754	16.0%	15.7%	23.0%	54.7%	
7/19/2008	10/17/2008	749,998	418,969	329,156	17.3%	15.2%	23.4%	55.9%	
7/26/2008	10/24/2008	749,994	428,020	320,090	19.0%	14.7%	23.4%	57.1%	
8/2/2008	10/31/2008	749,877	427,196	320,831	19.2%	14.5%	23.3%	57.0%	
8/9/2008	11/7/2008	849,994	471,225	376,362	19.1%	13.5%	22.8%	55.4%	
8/16/2008	11/14/2008	699,996	403,256	295,025	19.3%	14.3%	24.0%	57.6%	
8/23/2008	11/21/2008	749,999	441,311	306,732	19.9%	14.8%	24.1%	58.8%	
8/30/2008	11/28/2008	749,998	440,075	307,954	19.4%	15.7%	23.5%	58.7%	
9/6/2008	12/5/2008	849,996	474,678	373,205	17.9%	14.3%	23.7%	55.8%	
9/13/2008	12/12/2008	711,415	415,357	294,310	19.4%	14.7%	24.3%	58.4%	52.0%
9/20/2008	12/19/2008	749,998	413,533	61,622	20.3%	15.7%	19.2%	55.1%	
9/27/2008	12/26/2008	749,996	358,621	2	20.9%	15.4%	11.6%	47.8%	
10/4/2008	1/2/2009	799,996	353,134	0	20.9%	15.7%	7.5%	44.1%	
10/11/2008	1/9/2009	874,994	360,658	0	21.2%	16.7%	3.3%	41.2%	
10/18/2008	1/16/2009	875,000	334,221	0	21.1%	16.9%	0.3%	38.2%	
10/25/2008	1/23/2009	874,998	306,352	0	21.3%	13.7%	0.0%	35.0%	
11/1/2008	1/30/2009	873,663	286,333	2	22.4%	10.4%	0.0%	32.8%	
11/8/2008	2/6/2009	890,984	253,305	2	22.3%	6.1%	0.0%	28.4%	
11/15/2008	2/13/2009	868,419	215,427	0	22.9%	1.9%	0.0%	24.8%	
11/22/2008	2/20/2009	1,000,000	200,191	0	20.0%	0.0%	0.0%	20.0%	
11/29/2008	2/27/2009	1,357,839	164,952	4	12.1%	0.0%	0.0%	12.1%	
12/6/2008	3/6/2009	802,917	46,135	0	5.7%	0.0%	0.0%	5.7%	