

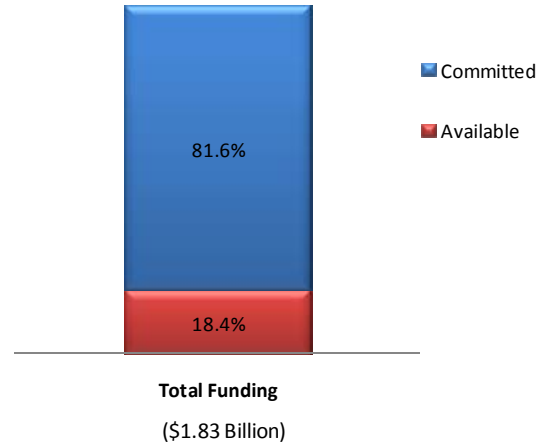
**TV CONVERTER BOX COUPON PROGRAM
WEEKLY STATUS UPDATE ***

Wednesday, March 4, 2009- 4:00PM EDT



Households Approved	28,910,785
Coupons Requested*	53,701,864
Coupons Mailed	48,955,600
Coupons Expired	16,171,584
Coupons Redeemed	25,066,732
Coupons in Process from Waitlist	4,226,423
Coupons Active	7,717,284
Total Funds Committed	\$ 1,492,887,141
Total Funds Available	\$ 337,112,859
Funds Settled	\$ 985,260,504
Average Daily Orders**	124,888
Average Daily Orders Last 30 Days	75,418
Average Daily Orders Last Week	38,533
Redemption Rate	55.1%
Retailers/Locations	2,314 / 33,337
Phone/Online Retailers	9 / 26
Converters/Pass-through	189 / 111

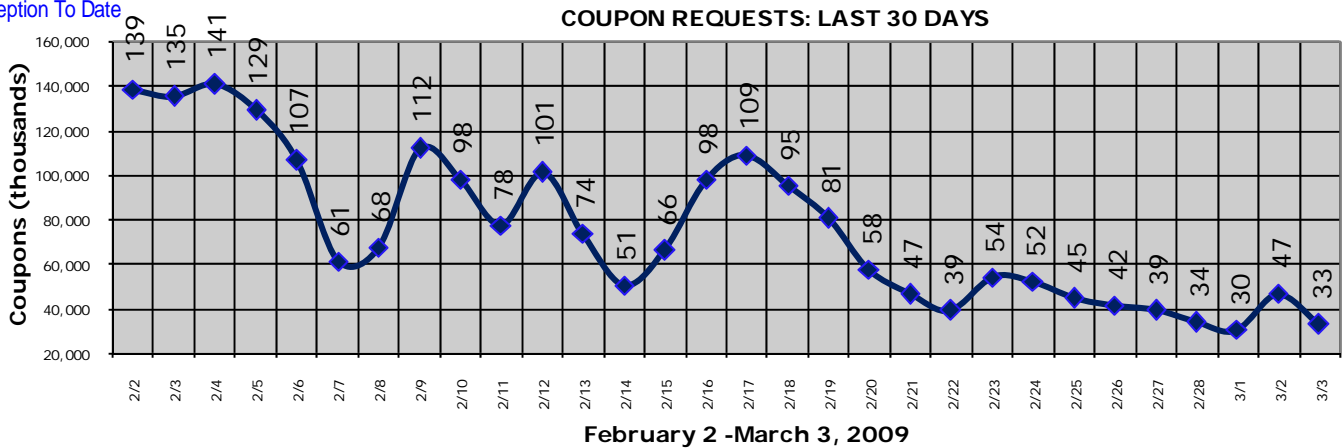
**Total Coupon Funding
(\$1.83 Billion)**



+Data thru 3/3/09

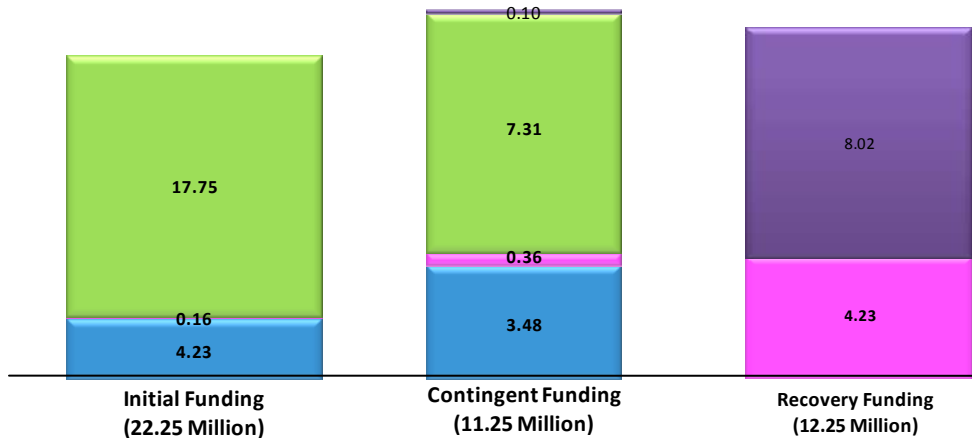
*Includes Wait List Coupons

**Inception To Date



Coupon Status

- Coupons Available for Requests
- Coupons Redeemed
- Mail in Queue
- Coupons Active



PUBLIC INFORMATION

TV CONVERTER BOX COUPON PROGRAM

WEEKLY REDEMPTIONS REPORT *

Wednesday, March 04, 2009 – 4:00PM EDT

*Data thru 3/3/09

- Red Boxes indicate complete data.
 - Blue boxes indicate minimum values.
- These may rise based on future redemptions.



Redemptions by Expiration Date

Coupons Issued Date - Week Ending	Coupons Expiring - Week Ending	Total Coupons Issued That Week	Total Redemptions (From Coupons Issued That Week)	Coupons Expired / Lost / Stolen (From Coupons Issued That Week)	Percent of Coupons Redeemed by Days From Issue Date				Cumulative Redemption Rate
					0-30	31-60	61-90	Total %	
2/23/2008	5/23/2008	220,809	103,780	117,029	16.6%	10.7%	19.8%	47.0%	
3/1/2008	5/30/2008	619,157	246,639	372,518	13.2%	8.7%	18.0%	39.8%	
3/8/2008	6/6/2008	480,005	167,126	312,879	10.8%	7.4%	16.6%	34.8%	
3/15/2008	6/13/2008	479,981	197,910	282,071	13.1%	9.0%	19.2%	41.2%	
3/22/2008	6/20/2008	859,979	388,139	471,840	13.2%	10.9%	21.1%	45.1%	
3/29/2008	6/27/2008	1,289,878	602,388	687,490	13.3%	12.1%	21.2%	46.7%	
4/5/2008	7/4/2008	1,059,711	491,319	568,392	12.6%	11.2%	22.6%	46.4%	
4/12/2008	7/11/2008	1,031,076	482,232	548,844	13.2%	11.2%	22.5%	46.8%	
4/19/2008	7/18/2008	1,295,724	677,960	617,764	15.4%	13.2%	23.8%	52.3%	
4/26/2008	7/25/2008	1,247,132	667,660	579,472	15.5%	13.9%	24.2%	53.5%	
5/3/2008	8/1/2008	2,614,569	1,357,487	1,257,082	12.3%	14.8%	24.8%	51.9%	
5/10/2008	8/8/2008	2,271,936	1,111,439	1,157,271	10.6%	14.1%	24.3%	48.9%	
5/17/2008	8/15/2008	806,997	425,241	380,835	13.1%	14.6%	25.1%	52.7%	
5/24/2008	8/22/2008	474,324	256,728	217,221	14.5%	15.1%	24.4%	54.1%	
5/31/2008	8/29/2008	749,726	414,465	334,079	15.8%	15.2%	24.3%	55.3%	
6/7/2008	9/5/2008	750,514	393,339	355,619	15.2%	13.6%	23.6%	52.4%	
6/14/2008	9/12/2008	749,975	408,575	340,046	15.4%	15.1%	24.0%	54.5%	
6/21/2008	9/19/2008	732,577	408,528	322,992	16.1%	16.1%	23.6%	55.8%	
6/28/2008	9/26/2008	729,945	406,410	322,315	16.6%	16.3%	22.8%	55.7%	
7/5/2008	10/3/2008	749,994	410,085	338,393	15.7%	16.2%	22.8%	54.7%	
7/12/2008	10/10/2008	749,994	410,440	337,754	16.0%	15.7%	23.0%	54.7%	
7/19/2008	10/17/2008	749,998	418,969	329,156	17.3%	15.2%	23.4%	55.9%	
7/26/2008	10/24/2008	749,994	428,020	320,090	19.0%	14.7%	23.4%	57.1%	
8/2/2008	10/31/2008	749,877	427,196	320,831	19.2%	14.5%	23.3%	57.0%	
8/9/2008	11/7/2008	849,994	471,225	376,362	19.1%	13.5%	22.8%	55.4%	
8/16/2008	11/14/2008	699,996	403,256	295,025	19.3%	14.3%	24.0%	57.6%	
8/23/2008	11/21/2008	749,999	441,311	306,732	19.9%	14.8%	24.1%	58.8%	
8/30/2008	11/28/2008	749,998	440,075	307,954	19.4%	15.7%	23.5%	58.7%	
9/6/2008	12/5/2008	849,996	474,678	373,205	17.9%	14.3%	23.7%	55.8%	
9/13/2008	12/12/2008	711,415	415,357	294,310	19.4%	14.7%	24.3%	58.4%	
9/20/2008	12/19/2008	749,998	454,061	294,636	20.3%	15.7%	24.6%	60.5%	
9/27/2008	12/26/2008	749,996	446,654	301,821	20.9%	15.4%	23.3%	59.6%	
10/4/2008	1/2/2009	799,996	478,389	320,045	20.9%	15.7%	23.2%	59.8%	
10/11/2008	1/9/2009	874,994	540,863	332,700	21.2%	16.7%	23.9%	61.8%	
10/18/2008	1/16/2009	875,000	556,815	316,695	21.1%	17.2%	25.3%	63.6%	
10/25/2008	1/23/2009	874,998	563,741	309,826	21.3%	17.5%	25.7%	64.4%	
11/1/2008	1/30/2009	873,663	568,011	304,136	22.4%	17.1%	25.6%	65.0%	
11/8/2008	2/6/2009	890,984	569,522	320,698	22.3%	16.8%	24.7%	63.9%	
11/15/2008	2/13/2009	868,419	562,712	305,012	22.9%	19.2%	22.7%	64.8%	
11/22/2008	2/20/2009	1,000,000	665,452	333,358	23.9%	20.6%	22.0%	66.5%	
11/29/2008	2/27/2009	1,357,839	897,556	458,660	22.9%	23.4%	19.8%	66.1%	55.1%
12/6/2008	3/6/2009	802,917	487,899	151,988	23.3%	22.7%	14.8%	60.8%	
12/13/2008	3/13/2009	1,502,468	834,846	0	26.8%	20.7%	8.1%	55.6%	
12/20/2008	3/20/2009	1,789,486	934,868	0	26.6%	21.0%	4.7%	52.2%	
12/27/2008	3/27/2009	1,496,464	715,130	0	26.4%	19.6%	1.8%	47.8%	
1/3/2009	4/3/2009	1,055,034	462,253	0	26.2%	17.4%	0.2%	43.8%	
1/10/2009	4/10/2009	1,369,971	548,446	0	27.6%	12.5%	0.0%	40.0%	
1/17/2009	4/17/2009	1,784,743	593,851	0	24.1%	9.1%	0.0%	33.3%	
1/24/2009	4/24/2009	517,555	156,675	0	25.7%	4.6%	0.0%	30.3%	
1/31/2009	5/1/2009	682,633	169,772	0	23.5%	1.3%	0.0%	24.9%	
2/7/2009	5/8/2009	367,889	67,927	0	18.5%	0.0%	0.0%	18.5%	
2/14/2009	5/15/2009	280,788	33,042	0	11.8%	0.0%	0.0%	11.8%	
2/21/2009	5/22/2009	431,893	14,294	0	3.3%	0.0%	0.0%	3.3%	