

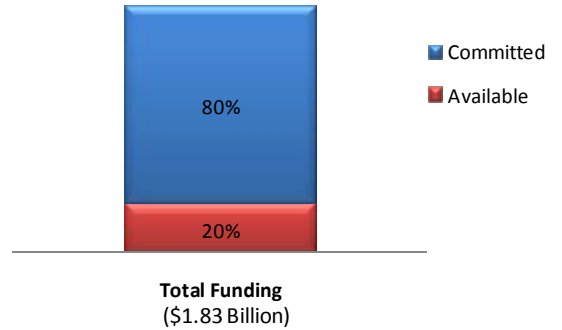
**TV CONVERTER BOX COUPON PROGRAM
WEEKLY STATUS UPDATE**

Wednesday, March 25, 2009- 4:00PM EDT*



Households Approved	29,390,835
Coupons Requested	54,472,614
Coupons Mailed	53,197,499
Coupons Expired	17,760,876
Coupons Redeemed	26,136,855
Coupons Active	9,299,768
Total Funds Committed*	\$ 1,458,417,424
Total Funds Available*	\$ 371,582,576
Funds Settled*	\$ 1,028,971,145
Average Daily Orders**	121,050
Average Daily Orders Last 30 Days	38,232
Average Daily Orders Last Week	48,319
Redemption Rate	56.0%
Retailers/Locations	2,213/31,573
Phone/Online Retailers	9 / 27
Converters/Pass-through	191/ 113

**Total Coupon Funding
(\$1.83 Billion)**



+Data thru 3/24/09

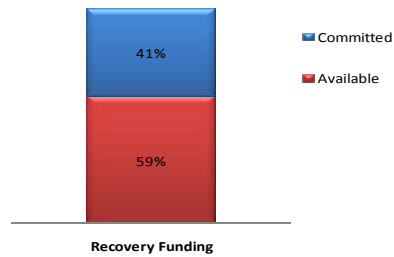
*Includes ARRA Funds

**Inception To Date

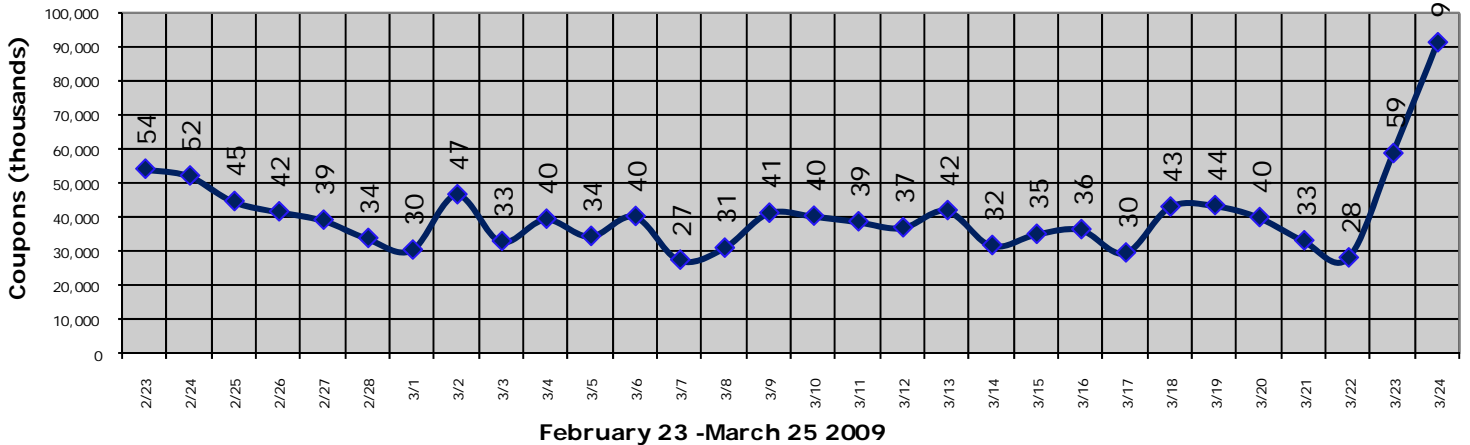
American Recovery and Reinvestment Act (ARRA)

**Recovery Act Funding
(\$490 Million)**

Recovery Funds Available	\$ 289,809,851
Recovery Funds Committed	\$ 200,190,149
Recovery Total	\$ 490,000,000



COUPON REQUESTS: LAST 30 DAYS



TV CONVERTER BOX COUPON PROGRAM

WEEKLY REDEMPTIONS REPORT *

Wednesday, March 25, 2009 – 4:00PM EDT

*Data thru 3/24/09

- Red Boxes indicate complete data.
 - Blue boxes indicate minimum values.
- These may rise based on future redemptions.



Redemptions by Expiration Date

Coupons Issued Date - Week Ending	Coupons Expiring - Week Ending	Total Coupons Issued That Week	Total Redemptions (From Coupons Issued That Week)	Coupons Expired / Lost / Stolen (From Coupons Issued That Week)	Percent of Coupons Redeemed by Days From Issue Date				Cumulative Redemption Rate
					0-30	31-60	61-90	Total %	
2/23/2008	5/23/2008	220,809	103,780	117,029	16.6%	10.7%	19.8%	47.0%	
3/1/2008	5/30/2008	619,157	246,639	372,518	13.2%	8.7%	18.0%	39.8%	
3/8/2008	6/6/2008	480,005	167,126	312,879	10.8%	7.4%	16.6%	34.8%	
3/15/2008	6/13/2008	479,981	197,910	282,071	13.1%	9.0%	19.2%	41.2%	
3/22/2008	6/20/2008	859,979	388,139	471,840	13.2%	10.9%	21.1%	45.1%	
3/29/2008	6/27/2008	1,289,878	602,388	687,490	13.3%	12.1%	21.2%	46.7%	
4/5/2008	7/4/2008	1,059,711	491,319	568,392	12.6%	11.2%	22.6%	46.4%	
4/12/2008	7/11/2008	1,031,076	482,232	548,844	13.2%	11.2%	22.5%	46.8%	
4/19/2008	7/18/2008	1,295,724	677,960	617,764	15.4%	13.2%	23.8%	52.3%	
4/26/2008	7/25/2008	1,247,132	667,660	579,472	15.5%	13.9%	24.2%	53.5%	
5/3/2008	8/1/2008	2,010,999	1,045,034	965,965	12.4%	14.8%	24.8%	52.0%	
5/10/2008	8/8/2008	1,910,421	932,794	974,904	10.4%	14.1%	24.4%	48.8%	
5/17/2008	8/15/2008	806,777	425,123	380,733	13.1%	14.6%	25.1%	52.7%	
5/24/2008	8/22/2008	449,789	243,691	205,748	14.6%	15.1%	24.4%	54.2%	
5/31/2008	8/29/2008	749,692	414,455	334,055	15.8%	15.2%	24.3%	55.3%	
6/7/2008	9/5/2008	749,949	393,073	355,322	15.2%	13.6%	23.6%	52.4%	
6/14/2008	9/12/2008	749,973	408,575	340,044	15.4%	15.1%	24.0%	54.5%	
6/21/2008	9/19/2008	732,575	408,526	322,992	16.1%	16.1%	23.6%	55.8%	
6/28/2008	9/26/2008	729,931	406,404	322,307	16.6%	16.3%	22.8%	55.7%	
7/5/2008	10/3/2008	749,994	410,085	338,393	15.7%	16.2%	22.8%	54.7%	
7/12/2008	10/10/2008	749,994	410,440	337,754	16.0%	15.7%	23.0%	54.7%	
7/19/2008	10/17/2008	749,998	418,969	329,156	17.3%	15.2%	23.4%	55.9%	
7/26/2008	10/24/2008	749,994	428,020	320,090	19.0%	14.7%	23.4%	57.1%	
8/2/2008	10/31/2008	749,877	427,196	320,831	19.2%	14.5%	23.3%	57.0%	
8/9/2008	11/7/2008	849,994	471,225	376,362	19.1%	13.5%	22.8%	55.4%	
8/16/2008	11/14/2008	699,996	403,256	295,025	19.3%	14.3%	24.0%	57.6%	
8/23/2008	11/21/2008	749,999	441,311	306,732	19.9%	14.8%	24.1%	58.8%	
8/30/2008	11/28/2008	749,998	440,075	307,954	19.4%	15.7%	23.5%	58.7%	
9/6/2008	12/5/2008	849,996	474,678	373,205	17.9%	14.3%	23.7%	55.8%	
9/13/2008	12/12/2008	711,415	415,357	294,310	19.4%	14.7%	24.3%	58.4%	
9/20/2008	12/19/2008	749,998	454,061	294,636	20.3%	15.7%	24.6%	60.5%	
9/27/2008	12/26/2008	749,996	446,654	301,821	20.9%	15.4%	23.3%	59.6%	
10/4/2008	1/2/2009	799,996	478,389	320,045	20.9%	15.7%	23.2%	59.8%	
10/11/2008	1/9/2009	874,994	540,863	332,700	21.2%	16.7%	23.9%	61.8%	
10/18/2008	1/16/2009	875,000	556,815	316,695	21.1%	17.2%	25.3%	63.6%	
10/25/2008	1/23/2009	874,998	563,741	309,826	21.3%	17.5%	25.7%	64.4%	
11/1/2008	1/30/2009	873,663	568,011	304,136	22.4%	17.1%	25.6%	65.0%	
11/8/2008	2/6/2009	890,984	569,522	320,698	22.3%	16.8%	24.7%	63.9%	
11/15/2008	2/13/2009	868,419	562,712	305,012	22.9%	19.2%	22.7%	64.8%	
11/22/2008	2/20/2009	1,000,000	665,452	333,358	23.9%	20.6%	22.0%	66.5%	
11/29/2008	2/27/2009	1,357,839	897,556	458,660	22.9%	23.4%	19.8%	66.1%	
12/6/2008	3/6/2009	802,917	504,490	297,339	23.3%	22.7%	16.9%	62.8%	
12/13/2008	3/13/2009	1,502,468	943,584	556,348	26.8%	20.7%	15.3%	62.8%	
12/20/2008	3/20/2009	1,854,998	1,146,845	705,664	26.3%	21.1%	14.4%	61.8%	56.0%
12/27/2008	3/27/2009	1,582,145	872,543	166,341	26.4%	19.6%	9.1%	55.1%	
1/3/2009	4/3/2009	1,159,188	566,094	0	26.3%	17.6%	4.9%	48.8%	
1/10/2009	4/10/2009	1,499,992	665,054	0	27.5%	14.0%	2.8%	44.3%	
1/17/2009	4/17/2009	1,949,987	739,997	0	24.1%	12.4%	1.4%	37.9%	
1/24/2009	4/24/2009	523,513	185,534	0	25.7%	9.5%	0.3%	35.4%	
1/31/2009	5/1/2009	688,704	210,699	0	23.6%	7.0%	0.0%	30.6%	
2/7/2009	5/8/2009	413,760	103,185	0	20.4%	4.5%	0.0%	24.9%	
2/14/2009	5/15/2009	312,450	61,439	0	16.7%	3.0%	0.0%	19.7%	
2/21/2009	5/22/2009	446,224	66,144	0	13.9%	0.9%	0.0%	14.8%	
2/28/2009	5/29/2009	308,475	40,882	0	13.3%	0.0%	0.0%	13.3%	
3/7/2009	6/5/2009	484,182	57,335	0	11.8%	0.0%	0.0%	11.8%	
3/14/2009	6/12/2009	1,617,647	135,894	0	8.4%	0.0%	0.0%	8.4%	

TV CONVERTER BOX COUPON PROGRAM

WEEKLY REDEMPTIONS REPORT *

Wednesday, March 25, 2009 – 4:00PM EDT

*Data thru 3/24/09

- **Red Boxes indicate complete data.**
- **Blue boxes indicate minimum values.**
These may rise based on future redemptions.



OTA Redemptions by Expiration Date

Coupons Issued Date - Week Ending	Coupons Expiring - Week Ending	Number of OTA-Reliant Households	OTA-Reliant Coupons Issued	OTA-Reliant Redemptions	OTA-Reliant Coupons Reported Lost / Stolen / Expired	Percent of OTA Coupons Redeemed by Days From Issue Date	Cumulative Redemption Rate
						Total %	Total%
2/23/2008	5/23/2008	52,581	101,806	60,439	41,367	59.4%	
3/1/2008	5/30/2008	156,450	294,302	149,541	144,761	50.8%	
3/8/2008	6/6/2008	117,261	225,034	103,222	121,812	45.9%	
3/15/2008	6/13/2008	116,280	222,917	119,009	103,908	53.4%	
3/22/2008	6/20/2008	215,461	411,505	228,195	183,310	55.5%	
3/29/2008	6/27/2008	324,759	617,221	338,183	279,038	54.8%	
4/5/2008	7/4/2008	261,637	495,734	264,159	231,575	53.3%	
4/12/2008	7/11/2008	251,227	476,352	264,330	212,022	55.5%	
4/19/2008	7/18/2008	335,418	633,544	371,393	262,151	58.6%	
4/26/2008	7/25/2008	330,684	623,020	367,557	255,463	59.0%	
5/3/2008	8/1/2008	552,234	1,041,495	587,346	454,149	56.4%	
5/10/2008	8/8/2008	523,515	988,411	521,316	465,677	52.7%	
5/17/2008	8/15/2008	222,096	418,983	236,343	182,169	56.4%	
5/24/2008	8/22/2008	128,602	242,520	139,545	102,782	57.5%	
5/31/2008	8/29/2008	210,109	396,620	232,087	163,923	58.5%	
6/7/2008	9/5/2008	210,639	398,074	218,983	178,275	55.0%	
6/14/2008	9/12/2008	211,847	400,744	229,053	170,985	57.2%	
6/21/2008	9/19/2008	208,827	394,973	229,343	165,009	58.1%	
6/28/2008	9/26/2008	205,836	389,384	224,977	163,802	57.8%	
7/5/2008	10/3/2008	207,997	393,389	222,306	170,261	56.5%	
7/12/2008	10/10/2008	206,731	390,397	221,705	167,817	56.8%	
7/19/2008	10/17/2008	204,294	385,946	223,824	161,249	58.0%	
7/26/2008	10/24/2008	207,454	391,820	230,321	160,549	58.8%	
8/2/2008	10/31/2008	204,213	385,540	226,287	158,292	58.7%	
8/9/2008	11/7/2008	234,812	443,716	252,821	189,497	57.0%	
8/16/2008	11/14/2008	200,374	377,556	222,711	153,833	59.0%	
8/23/2008	11/21/2008	222,772	417,864	250,072	166,590	59.8%	
8/30/2008	11/28/2008	222,117	416,274	249,164	165,872	59.9%	
9/6/2008	12/5/2008	247,309	463,490	265,561	196,634	57.3%	
9/13/2008	12/12/2008	211,413	397,736	237,142	159,489	59.6%	
9/20/2008	12/19/2008	225,706	423,592	261,856	160,860	61.8%	
9/27/2008	12/26/2008	226,990	426,523	259,152	166,334	60.8%	
10/4/2008	1/2/2009	237,293	445,646	271,568	173,079	60.9%	
10/11/2008	1/9/2009	265,194	496,440	312,482	182,997	62.9%	
10/18/2008	1/16/2009	262,954	492,533	318,524	172,998	64.7%	
10/25/2008	1/23/2009	259,341	487,642	319,228	167,525	65.5%	
11/1/2008	1/30/2009	245,491	460,374	305,404	154,145	66.3%	
11/8/2008	2/6/2009	244,629	459,382	299,449	159,538	65.2%	
11/15/2008	2/13/2009	235,681	442,113	291,973	149,791	66.0%	
11/22/2008	2/20/2009	298,815	565,229	385,386	178,910	68.2%	
11/29/2008	2/27/2009	396,286	748,887	507,477	240,190	67.8%	
12/6/2008	3/6/2009	221,507	416,265	267,191	148,410	64.2%	
12/13/2008	3/13/2009	421,505	795,524	511,922	282,186	64.4%	
12/20/2008	3/20/2009	508,959	960,006	607,008	351,590	63.2%	59.5%
12/27/2008	3/27/2009	447,238	844,180	473,519	85,933	56.1%	
1/3/2009	4/3/2009	328,203	617,512	308,650	0	50.0%	
1/10/2009	4/10/2009	414,676	779,816	356,231	0	45.7%	
1/17/2009	4/17/2009	519,928	984,189	388,312	0	39.5%	
1/24/2009	4/24/2009	176,473	334,045	118,481	0	35.5%	
1/31/2009	5/1/2009	183,366	341,835	105,115	0	30.8%	
2/7/2009	5/8/2009	144,183.00	267,310	68,806	0	25.7%	
2/14/2009	5/15/2009	73,078.00	136,576	27,758	0	20.3%	
2/21/2009	5/22/2009	84,732.00	156,311	24,413	0	15.6%	
2/28/2009	5/29/2009	84,246.00	154,345	20,999	0	13.6%	
3/7/2009	6/5/2009	137,055.00	252,403	31,276	0	12.4%	
3/14/2009	6/12/2009	853,005.00	1,560,082	130,516	0	8.4%	

PUBLIC INFORMATION

TV CONVERTER BOX COUPON PROGRAM

WEEKLY REDEMPTIONS REPORT *

Wednesday, March 25, 2009 – 4:00PM EDT

*Data thru 3/24/09

- Red Boxes indicate complete data.
 - Blue boxes indicate minimum values.
- These may rise based on future redemptions.



Non OTA Redemptions by Expiration

Coupons Issued Date - Week Ending	Coupons Expiring - Week Ending	Non OTA-Reliant Coupons Issued	Non OTA-Reliant Redemptions	Non OTA-Reliant Coupons Reported Lost / Stolen / Expired	Percent of Non OTA Coupons Redeemed by Days From Issue Date	Cumulative Redemption Rate
					Total %	Total%
2/23/2008	5/23/2008	119,003	43,341	75,662	36.4%	
3/1/2008	5/30/2008	324,855	97,098	227,757	29.9%	
3/8/2008	6/6/2008	254,971	63,904	191,067	25.1%	
3/15/2008	6/13/2008	257,064	78,901	178,163	30.7%	
3/22/2008	6/20/2008	448,474	159,944	288,530	35.7%	
3/29/2008	6/27/2008	672,657	264,205	408,452	39.3%	
4/5/2008	7/4/2008	563,977	227,160	336,817	40.3%	
4/12/2008	7/11/2008	554,724	217,902	336,822	39.3%	
4/19/2008	7/18/2008	662,180	306,567	355,613	46.3%	
4/26/2008	7/25/2008	624,112	300,103	324,009	48.1%	
5/3/2008	8/1/2008	969,504	457,688	511,816	47.2%	
5/10/2008	8/8/2008	922,010	411,478	509,227	44.6%	
5/17/2008	8/15/2008	387,794	188,780	198,564	48.7%	
5/24/2008	8/22/2008	207,269	104,146	102,966	50.2%	
5/31/2008	8/29/2008	353,072	182,368	170,132	51.7%	
6/7/2008	9/5/2008	351,875	174,090	177,047	49.5%	
6/14/2008	9/12/2008	349,229	179,522	169,059	51.4%	
6/21/2008	9/19/2008	337,602	179,183	157,983	53.1%	
6/28/2008	9/26/2008	340,547	181,427	158,505	53.3%	
7/5/2008	10/3/2008	356,605	187,779	168,132	52.7%	
7/12/2008	10/10/2008	359,597	188,735	169,937	52.5%	
7/19/2008	10/17/2008	364,052	195,145	167,907	53.6%	
7/26/2008	10/24/2008	358,174	197,699	159,541	55.2%	
8/2/2008	10/31/2008	364,337	200,909	162,539	55.1%	
8/9/2008	11/7/2008	406,278	218,404	186,865	53.8%	
8/16/2008	11/14/2008	322,440	180,545	141,192	56.0%	
8/23/2008	11/21/2008	332,135	191,239	140,142	57.6%	
8/30/2008	11/28/2008	333,724	190,911	142,082	57.2%	
9/6/2008	12/5/2008	386,506	209,117	176,571	54.1%	
9/13/2008	12/12/2008	313,679	178,215	134,821	56.8%	
9/20/2008	12/19/2008	326,406	192,205	133,776	58.9%	
9/27/2008	12/26/2008	323,473	187,502	135,487	58.0%	
10/4/2008	1/2/2009	354,350	206,821	146,966	58.4%	
10/11/2008	1/9/2009	378,554	228,381	149,703	60.3%	
10/18/2008	1/16/2009	382,467	238,291	143,697	62.3%	
10/25/2008	1/23/2009	387,356	244,513	142,301	63.1%	
11/1/2008	1/30/2009	413,289	262,607	149,991	63.5%	
11/8/2008	2/6/2009	431,602	270,073	161,160	62.6%	
11/15/2008	2/13/2009	426,306	270,739	155,221	63.5%	
11/22/2008	2/20/2009	434,771	280,066	154,448	64.4%	
11/29/2008	2/27/2009	608,952	390,079	218,470	64.1%	
12/6/2008	3/6/2009	386,652	237,299	148,929	61.4%	
12/13/2008	3/13/2009	706,944	431,662	274,162	61.1%	
12/20/2008	3/20/2009	894,992	539,837	354,074	60.3%	52.1%
12/27/2008	3/27/2009	737,965	399,024	80,408	54.1%	
1/3/2009	4/3/2009	541,676	257,444	0	47.5%	
1/10/2009	4/10/2009	720,176	308,823	0	42.9%	
1/17/2009	4/17/2009	965,798	351,685	0	36.4%	
1/24/2009	4/24/2009	189,468	67,053	0	35.4%	
1/31/2009	5/1/2009	346,869	105,584	0	30.4%	
2/7/2009	5/8/2009	146,450	34,379	0	23.5%	
2/14/2009	5/15/2009	175,874	33,681	0	19.2%	
2/21/2009	5/22/2009	289,913	41,731	0	14.4%	
2/28/2009	5/29/2009	154,130	19,883	0	12.9%	
3/7/2009	6/5/2009	231,779	26,059	0	11.2%	
3/14/2009	6/12/2009	57,565	5,378	0	9.3%	